

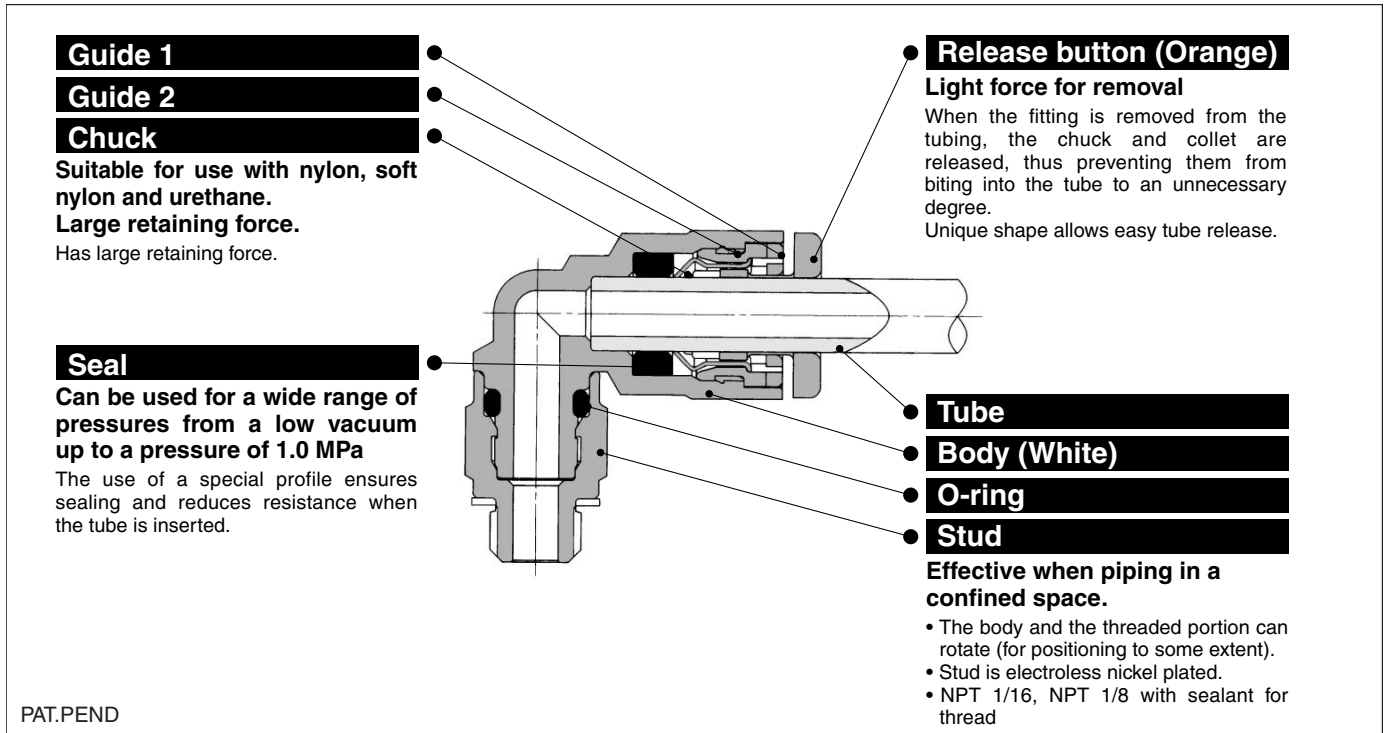
Miniature One-touch Fittings

Inch-size One-touch Mini

Series KJ

Applicable Tubing : $\phi 1/8''$, $\phi 5/32''$, $\phi 1/4''$

Connection Thread : 10-32 UNF, NPT 1/16, NPT 1/8



- K
- M
- H
- D
- MS
- T
- VMG

Optimum piping in less space with 20% reduction of the outside

Thread seal is standard.

Copper-free specifications (Electroless nickel plated)

Possible to use from vacuum -100 kPa



Applicable Tubing

Tubing material	Nylon, Soft nylon, Polyurethane
Tubing O.D.	$\phi 1/8$, $\phi 5/32$, $\phi 1/4$

Specifications


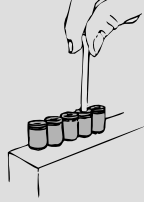

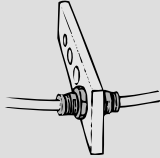
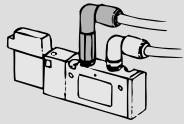
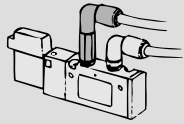


















Fluid	Air/Water ^{Note)}	
Maximum operating pressure	1.0 MPa	
Operating vacuum pressure	-100 kPa	
Proof pressure	3.0 MPa	
Ambient and fluid temperature	-5 to 60°C (Water: 0 to 40°C) (No freezing)	
Thread	Mounting section	ANSI/ASME B1.20.1-1983 (NTP thread) JIS B 0212 2A, Class 2B (UNF thread)
	Nut section	JIS B 0212 2A, Class 2B (UNF thread)
Thread seal (Standard)	With thread seal	
Copper-free (Standard)	Brass parts are all electroless nickel plated.	

Note) Applicable for general industrial water. Please consult with SMC if using for other kinds of fluid.
Also, the surge pressure must be under the maximum operating pressure.

Principal Parts Material

Body	Stainless steel 303, C3604BD, PBT
Stud	C3604BD (Thread portion)
Chuck, Guide 2	Stainless steel 304
Release button, Guide 1	POM
Seal, O-ring	NBR
Gasket	Stainless steel 304, NBR

Series KJ

Model		
Hex. socket head male connector KJS P. 3  	Bulkhead union KJE P. 8  	Extended male elbow KJW P. 5  
Male connector KJH P. 3 	Plug-in elbow KJL P. 4 	Union "Y" KJU P. 7 
Female connector KJF P. 3 	Reducer elbow KJL P. 5 	Different dia. union "Y" KJU P. 7 
Straight union KJH P. 3 	Male branch tee KJT P. 5 	Plug-in "Y" KJU P. 7 
Different diameter straight KJH P. 4 	Union tee KJT P. 6 	Different diameter plug-in "Y" KJX P. 7 
Male elbow KJL P. 4 	Different diameter tee KJT P. 6 	Branch "Y" KJU P. 8 
Union elbow KJL P. 4 	Male run tee KJY P. 6 	Plug-in reducer KJR P. 8 

Gasket/10-32 UNF seal on thread
 Part no.: M-10/32G
 Material: Stainless steel 304, NBR

⚠ Precautions

Be sure to read before handling. Refer to pages 15-18-3 to 15-18-4 for Safety Instructions and Common Precautions on the products mentioned in this catalog, and refer to pages 15-1-10 to 15-1-11 for Precautions on every series.

Interchangeability of Series KJ and KQ

⚠ Caution

- Do not use the plug-in KQ Series with the KJ Series, it will not hold.
- For combinations other than the plug-in KQs, they are interchangeable.

Installation and Removal of One-touch Mini Fittings

⚠ Caution

Installing of tube

- Cut the tube perpendicularly, using caution not to damage its surface. (Use tube cutter "TK-1", "TK-2" or "TK-3". Do not cut the tube with cutting pliers, nippers, scissors, etc.)
- Grasp the tube, then slowly push it until it comes to a stop.
- Then, pull it back gently to make sure that it does not come out.

Removing of tube

(Use one hand for removal.)

- Hold the release button with the thumb and forefinger.
- Grasp the tube with the remaining three fingers and palm.
- Then, pull out the tube with three fingers and palm while pushing in the release button with the thumb and the forefinger.
- To reuse the released tube, cut off the damaged portion of the tube.

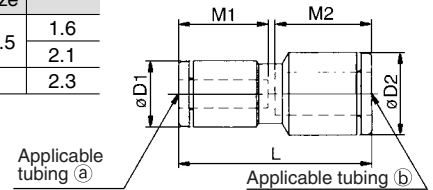
Series KJ

Different Diameter Straight: KJH



Applicable tubing O.D. (inch)		Model	Note)	Note)	L	M1	M2	Max. port size	Weight (g)
(a)	(b)		øD1	øD2					
1/8	5/32	KJH01-03	8.4	9.3	26.3	12.7	12.7	2.5	1.6
	1/4	KJH01-07		12	27.2		13.6		2.1
5/32	1/4	KJH03-07	9.3	12	27.2	12.7	13.6	3	2.3

Note) øD1, øD2: Max. diameter



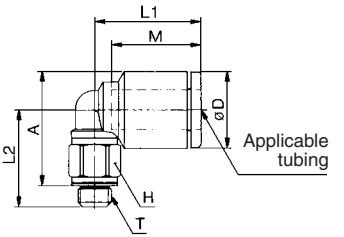
Male Elbow: KJL

<10-32 UNF>



Applicable tubing O.D. (inch)	Connection thread (T) UNF NPT	Model	H (Width across flats)	Note)	L1	L2	A	M	Min. port size	Weight (g)
1/8	10-32 UNF	KJL01-32	7	8.4	15.3	13.2	14.3	12.7	2.3	2.5
	1/16	KJL01-33S	9.5			16.4	16.6 *			5.9
	1/8	KJL01-34S	11.11			15.4	15.6 *			6.7
5/32	10-32 UNF	KJL03-32	7	9.3	15.6	13.7	15.3	12.7	2.3	2.7
	1/16	KJL03-33S	9.5			16.9	17.6 *			4.5
	1/8	KJL03-34S	11.11			15.9	16.6 *			6.8
1/4	10-32 UNF	KJL07-32	7	12	16.1	15.1	18	13.6	2.3	3.2
	1/16	KJL07-33S	9.5			18.3	20.3 *			5.3
	1/8	KJL07-34S	11.11			17.3	19.3 *			6.4

<10-32 UNF>

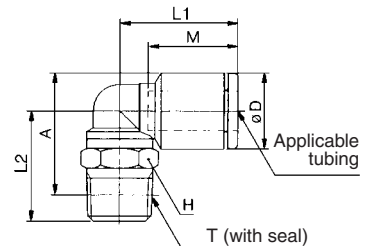


<NPT>




* Reference dimensions after NPT thread installation.
Note) øD: Max. diameter

<NPT>

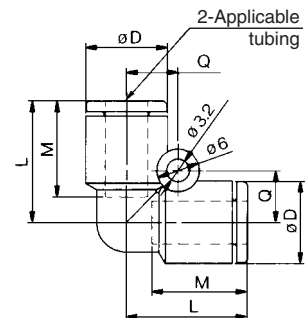


Union Elbow: KJL



Applicable tubing O.D. (inch)	Model	Note)	L	Q	M	Min. port size	Weight (g)
1/8	KJL01-00	8.4	15	5.8	12.7	2.5	1.6
5/32	KJL03-00	9.3	15.8	6.3	12.7	3	2
1/4	KJL07-00	12	17.4	7.6	13.6	4.6	3.3

Note) øD: Max. diameter



Plug-in Elbow: KJL



Applicable tubing O.D. (inch)	Applicable fitting size ød (inch)	Model	Note)	øD1	øD2	L1	L2	A	M	Min. port size	Weight (g)
1/8	1/8	KJL01-99	8.4	6	14.5	23.8	15.3	12.7	2.2	1	
5/32	5/32	KJL03-99	9.3	6	15.6	24.7	16.7	12.7	2.5	1.2	
1/4	1/4	KJL07-99	12	7.6	16.7	27	19.4	13.6	4.6	2.1	

Note) øD1: Max. diameter

