

Product data sheet

Specifications



TeSys Deca Manual Starter and Protector, thermal magnetic circuit protector, push buttons, 6 to 10 A, screw clamp

GV2ME14

Product availability: Stock - Normally stocked in distribution facility

Price*: 180.00 USD

Main

Range	TeSys Deca
Product Name	TeSys GV2 TeSys Deca
Product Or Component Type	Motor circuit breaker
Device Short Name	GV2ME
Device Application	Motor protection
Trip Unit Technology	Thermal-magnetic

Complementary

Poles Description	3P
Network Type	AC
Utilisation Category	Category A IEC 60947-2 AC-3 IEC 60947-4-1 AC-3e IEC 60947-4-1
Network Frequency	50/60 Hz IEC 60947-4-1
Fixing Mode	35 mm symmetrical DIN rail clipped Panel screwed with adaptor plate)
Motor Power Kw	3 kW 400/415 V AC 50/60 Hz 4 kW 400/415 V AC 50/60 Hz 4 kW 500 V AC 50/60 Hz 5.5 kW 500 V AC 50/60 Hz 5.5 kW 690 V AC 50/60 Hz 7.5 kW 690 V AC 50/60 Hz
Breaking Capacity	100 kA Icu 230/240 V AC 50/60 Hz IEC 60947-2 100 kA Icu 400/415 V AC 50/60 Hz IEC 60947-2 15 kA Icu 440 V AC 50/60 Hz IEC 60947-2 10 kA Icu 500 V AC 50/60 Hz IEC 60947-2 3 kA Icu 690 V AC 50/60 Hz IEC 60947-2
[Ics] Rated Service Short-Circuit Breaking Capacity	100 % 230/240 V AC 50/60 Hz IEC 60947-2 100 % 400/415 V AC 50/60 Hz IEC 60947-2 100 % 440 V AC 50/60 Hz IEC 60947-2 100 % 500 V AC 50/60 Hz IEC 60947-2 75 % 690 V AC 50/60 Hz IEC 60947-2
Control Type	Push-button
Line Rated Current	10 A
Thermal Protection Adjustment Range	6...10 A IEC 60947-4-1
Magnetic Tripping Current	138 A

Price is "List Price" and may be subject to a trade discount – check with your local distributor or retailer for actual price.

[Ith] Conventional Free Air Thermal Current	10 A IEC 60947-4-1
[Ue] Rated Operational Voltage	690 V AC 50/60 Hz IEC 60947-2
[Uij] Rated Insulation Voltage	690 V AC 50/60 Hz IEC 60947-2
[Uimp] Rated Impulse Withstand Voltage	6 kV IEC 60947-2
Phase Failure Sensitivity	Yes IEC 60947-4-1
Suitability For Isolation	Yes IEC 60947-1 § 7-1-6
Power Dissipation Per Pole	2.5 W
Mechanical Durability	100000 cycles
Electrical Durability	100000 cycles AC-3 415 V In 100000 cycles AC-3e 415 V In
Rated Duty	Continuous IEC 60947-4-1
Tightening Torque	15.05 lbf.in (1.7 N.m) screw clamp terminal
Width	1.77 in (45 mm)
Height	3.50 in (89 mm)
Depth	3.09 in (78.5 mm)
Net Weight	0.57 lb(US) (0.26 kg)
Color	Dark grey

Environment

Standards	EN/IEC 60947-2 EN/IEC 60947-4-1
Product Certifications	CCC UL CSA EAC ATEX LROS (Lloyds register of shipping) BV RINA DNV-GL UKCA
Ik Degree Of Protection	IK04
Ip Degree Of Protection	IP20 IEC 60529
Climatic Withstand	IACS E10
Ambient Air Temperature For Storage	-40...176 °F (-40...80 °C)
Fire Resistance	1760 °F (960 °C) IEC 60695-2-11
Ambient Air Temperature For Operation	-4...140 °F (-20...60 °C)
Mechanical Robustness	Shocks 30 Gn for 11 ms Vibrations 5 Gn, 5...150 Hz
Operating Altitude	6561.68 ft (2000 m)

Ordering and shipping details

Category	US10I1122367
Discount Schedule	0111
Gtin	3389110343137
Returnability	Yes

Country Of Origin	US
-------------------	----

Packing Units

Unit Type Of Package 1	PCE
------------------------	-----

Number Of Units In Package 1	1
------------------------------	---

Package 1 Height	1.77 in (4.500 cm)
------------------	--------------------

Package 1 Width	3.35 in (8.500 cm)
-----------------	--------------------

Package 1 Length	3.54 in (9.000 cm)
------------------	--------------------

Package 1 Weight	9.59 oz (272.000 g)
------------------	---------------------

Unit Type Of Package 2	S02
------------------------	-----

Number Of Units In Package 2	24
------------------------------	----

Package 2 Height	5.91 in (15.000 cm)
------------------	---------------------

Package 2 Width	11.81 in (30.000 cm)
-----------------	----------------------

Package 2 Length	15.75 in (40.000 cm)
------------------	----------------------

Package 2 Weight	14.93 lb(US) (6.773 kg)
------------------	-------------------------

Unit Type Of Package 3	P06
------------------------	-----

Number Of Units In Package 3	384
------------------------------	-----

Package 3 Height	29.53 in (75.000 cm)
------------------	----------------------

Package 3 Width	31.50 in (80.000 cm)
-----------------	----------------------

Package 3 Length	23.62 in (60.000 cm)
------------------	----------------------

Package 3 Weight	256.55 lb(US) (116.368 kg)
------------------	----------------------------

Contractual warranty

Warranty	18 months
----------	-----------

Sustainability

Green Premium™ label is Schneider Electric's commitment to delivering products with best-in-class environmental performance. Green Premium promises compliance with the latest regulations, transparency on environmental impacts, as well as circular and low-CO₂ products.

Guide to assessing product sustainability is a white paper that clarifies global eco-label standards and how to interpret environmental declarations.

[Learn more about Green Premium >](#)

[Guide to assess a product's sustainability >](#)



Transparency RoHS/REACH

Well-being performance

 Mercury Free

 Rohs Exemption Information Yes

Certifications & Standards

Reach Regulation [REACH Declaration](#)

Eu Rohs Directive Compliant with Exemptions

China Rohs Regulation [China RoHS declaration](#)
Product out of China RoHS scope. Substance declaration for your information.

Environmental Disclosure [Product Environmental Profile](#)

Weee The product must be disposed on European Union markets following specific waste collection and never end up in rubbish bins.

Circularity Profile [End of Life Information](#)

California Proposition 65 **WARNING:** This product can expose you to chemicals including: Antimony oxide & Antimony trioxide, which is known to the State of California to cause cancer. For more information go to www.P65Warnings.ca.gov

Performance Curves

Thermal-Magnetic Tripping Curves for GV2ME and GV2P
 Average Operating Times at 20 °C Related to Multiples of the Setting Current



- 1 3 poles from cold state
- 2 2 poles from cold state
- 3 3 poles from hot state

Current Limitation on Short-Circuit for GV2ME and GV2P (3-Phase 400/415 V)

Dynamic Stress

$I_{peak} = f(\text{prospective } I_{sc}) \text{ at } 1.05 U_e = 435 \text{ V}$



- 1 Maximum peak current
- 2 24-32 A
- 3 20-25 A
- 4 17-23 A
- 5 13-18 A
- 6 9-14 A
- 7 6-10 A
- 8 4-6.3 A
- 9 2.5-4 A
- 10 1.6-2.5 A
- 11 1-1.6 A
- 12 Limit of rated ultimate breaking capacity on short-circuit of GV2ME (14, 18, 23, and 25 A ratings).

Thermal Limit on Short-Circuit for GV2ME

Thermal Limit in kA²s in the Magnetic Operating Zone

Sum of I²dt = f (prospective Isc) at 1.05 Ue = 435 V

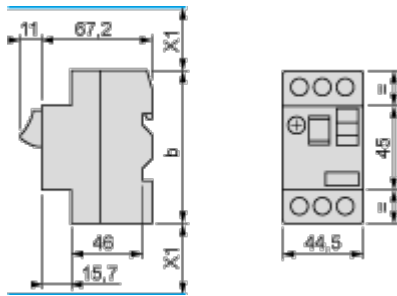


- 1 24-32 A
- 2 20-25 A
- 3 17-23 A
- 4 13-18 A
- 5 9-14 A
- 6 6-10 A
- 7 4-6.3 A
- 8 2.5-4 A
- 9 1.6-2.5 A
- 10 1-1.6 A

Dimensions Drawings

Dimension

GV2ME



(1) Maximum

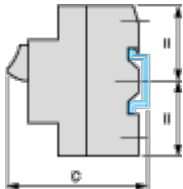
X1 Electrical clearance = 40 mm for $U_e \leq 690$ V

	b
GV2ME $\bullet\bullet$	89
GV2ME $\bullet\bullet$ 3	101

Mounting

GV2ME

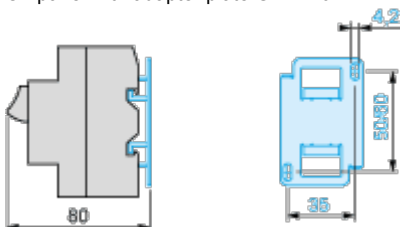
On 35 mm rail



c = 78.5 on AM1 DP200 (35 x 7.5)

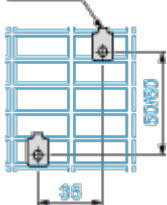
c = 86 on AM1 DE200, ED200 (35 x 15)

On panel with adapter plate GV2AF02

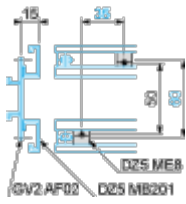


On pre-slotted plate AM1 PA

AF1 EA4



On rails DZ5 MB201



GV2AF01

Combination GV2ME + TeSys k contactor



GV2AF3

Combination GV2ME + TeSys d contactor



GV2ME +	LC1D09...D18	LC1D25 and D32
b	176.4	186.8
c1	94.1	100.4
c	99.6	105.9

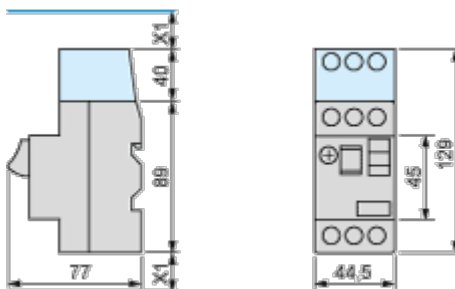
GV2AF4 + LAD311

Combination GV2ME + TeSys d contactor



GV2ME +	LC1D09...D18	LC1D25 and D32
b	176.4	186.8
c1	103.1	136.4
c	135.6	141.9
d1	107	107
d	112.5	112.5

GV2ME + GV1L3 (Current Limiter)



X1 = 10 mm for Ue = 230 V or 30 mm for 230 V < Ue ≤ 690 V

Connections and Schema

GV2ME•• and GV2RT



Connection of Undervoltage Trip for Dangerous Machines (Conforming to INRS) on GV2ME Only

