



Main

Product or component type	Servo motor
Device short name	BMH
Maximum mechanical speed	6000 rpm
Continuous stall torque	30.09 lbf.in (3.4 N.m) for LXM32.D18N4 6 A at 400 V three phase 30.09 lbf.in (3.4 N.m) for LXM32.D18N4 6 A at 480 V three phase 29.2 lbf.in (3.3 N.m) for LXM32.D12N4 3 A at 400 V three phase 29.2 lbf.in (3.3 N.m) for LXM32.D12N4 3 A at 480 V three phase
Peak stall torque	95.58 lbf.in (10.8 N.m) for LXM32.D12N4 3 A at 400 V three phase 95.58 lbf.in (10.8 N.m) for LXM32.D12N4 3 A at 480 V three phase 95.58 lbf.in (10.8 N.m) for LXM32.D18N4 6 A at 400 V three phase 95.58 lbf.in (10.8 N.m) for LXM32.D18N4 6 A at 480 V three phase
Nominal output power	1300 W for LXM32.D18N4 6 A at 400 V three phase 1300 W for LXM32.D18N4 6 A at 480 V three phase 800 W for LXM32.D12N4 3 A at 400 V three phase 800 W for LXM32.D12N4 3 A at 480 V three phase
Nominal torque	16.81 lbf.in (1.9 N.m) for LXM32.D12N4 3 A at 400 V three phase 16.81 lbf.in (1.9 N.m) for LXM32.D12N4 3 A at 480 V three phase 27.43 lbf.in (3.1 N.m) for LXM32.D18N4 6 A at 400 V three phase 27.43 lbf.in (3.1 N.m) for LXM32.D18N4 6 A at 480 V three phase
Nominal speed	4000 rpm for LXM32.D12N4 3 A at 400 V three phase 4000 rpm for LXM32.D18N4 6 A at 400 V three phase 4000 rpm for LXM32.D18N4 6 A at 480 V three phase 4000 rpm for LXM32.D12N4 3 A at 480 V three phase
Product compatibility	LXM32.D12N4 at 400...480 V three phase LXM32.D18N4 at 400...480 V three phase
Shaft end	Keyed
IP degree of protection	IP54 (standard)
Speed feedback resolution	32768 points/turn x 4096 turns
Holding brake	With
Mounting support	International standard flange
Electrical connection	Rotatable right-angled connectors

Complementary

Range compatibility	Lexium 32
[Us] rated supply voltage	480 V
Phase	Three phase
Continuous stall current	3.15 A
Continuous power	1.76 W
Maximum current I _{rms}	11.9 A for LXM32.D12N4

The information provided in this documentation contains general descriptions and/or technical characteristics of the performance of the products contained herein. This documentation is not intended as a substitute for and is not to be used for determining suitability or reliability of these products for specific user applications. It is the duty of any such user or integrator to perform the appropriate and complete risk analysis, evaluation and testing of the products with respect to the relevant specific application or use thereof. Neither Schneider Electric Industries SAS nor any of its affiliates or subsidiaries shall be responsible or liable for misuse of the information contained herein.

	11.9 A for LXM32.D18N4
Maximum permanent current	11.93 A
Second shaft	Without second shaft end
Shaft diameter	0.75 in (19 mm)
Shaft length	1.57 in (40 mm)
Key width	1.18 in (30 mm)
Feedback type	Multiturn SinCos Hiperface
Holding torque	48.67 lbf.in (5.5 N.m) (holding brake)
Motor flange size	3.94 in (100 mm)
Number of motor stacks	1
Torque constant	1.1 N.m/A at 248 °F (120 °C)
Back emf constant	70.3 V/krpm at 248 °F (120 °C)
Number of motor poles	10
Rotor inertia	3.68 kg.cm ²
Stator resistance	3.1 Ohm at 68 °F (20 °C)
Stator inductance	13.9 mH at 68 °F (20 °C)
Stator electrical time constant	4.5 ms at 68 °F (20 °C)
Maximum radial force Fr	530 N at 5000 rpm 570 N at 4000 rpm 630 N at 3000 rpm 720 N at 2000 rpm 900 N at 1000 rpm
Maximum axial force Fa	0.2 x Fr
Brake pull-in power	12 W
Type of cooling	Natural convection
Length	6.7 in (170.3 mm)
Centring collar diameter	3.74 in (95 mm)
Centring collar depth	0.14 in (3.5 mm)
Number of mounting holes	4
Mounting holes diameter	0.35 in (9 mm)
Circle diameter of the mounting holes	4.53 in (115 mm)
Product weight	10.58 lb(US) (4.8 kg)

Environment

Offer Sustainability

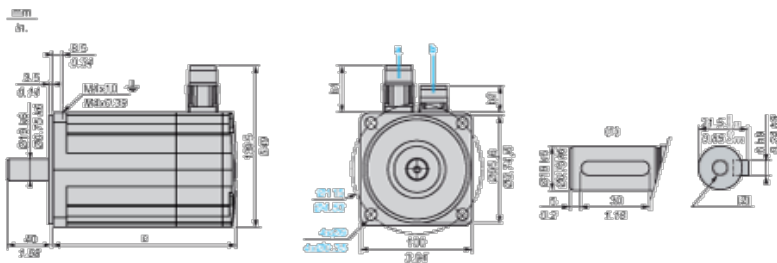
Green Premium product	Green Premium product
Compliant - since 0936 - Schneider Electric declaration of conformity	Compliant - since 0936 - Schneider Electric declaration of conformity
Reference not containing SVHC above the threshold	Reference not containing SVHC above the threshold
Available	Available
Need no specific recycling operations	Need no specific recycling operations

Contractual warranty

Warranty period	18 months
-----------------	-----------

Servo Motors Dimensions

Example with Straight Connectors



- a: Power supply for servo motor brake
- b: Power supply for servo motor encoder
- (1) Shaft end, keyed slot (optional)
- (2) For screw M6 x 21 mm/M6 x 0.83 in.

Dimensions in mm

Straight connectors		Rotatable angled connectors		c (without brake)	c (with brake)
b1	b2	b1	b2		
39.5	25.5	39.5	39.5	128	170

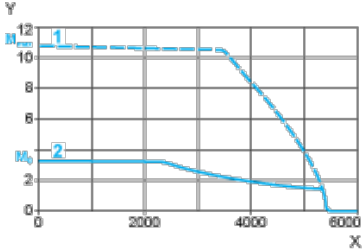
Dimensions in in.

Straight connectors		Rotatable angled connectors		c (without brake)	c (with brake)
b1	b2	b1	b2		
1.55	1.00	1.55	1.55	5.03	6.69

400 V 3-Phase Supply Voltage

Torque/Speed Curves

Servo motor with LXM32•D12N4 servo drive



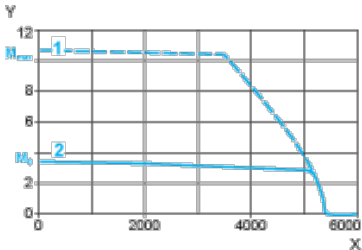
X Speed in rpm

Y Torque in Nm

1 Peak torque

2 Continuous torque

Servo motor with LXM32•D18N4 servo drive



X Speed in rpm

Y Torque in Nm

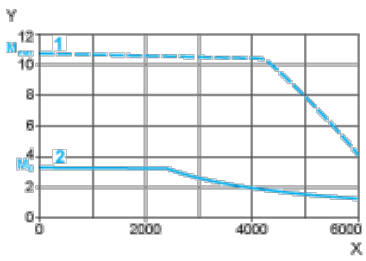
1 Peak torque

2 Continuous torque

480 V 3-Phase Supply Voltage

Torque/Speed Curves

Servo motor with LXM32•D12N4 servo drive



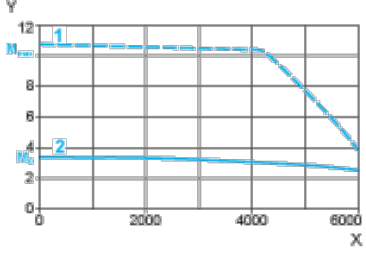
X Speed in rpm

Y Torque in Nm

1 Peak torque

2 Continuous torque

Servo motor with LXM32•D18N4 servo drive



X Speed in rpm

Y Torque in Nm

1 Peak torque

2 Continuous torque