

Fuseless motor starter Direct start 600VAC Size S2 42-52Amp 220/240VAC 50/60HZ screw connection For screw mounting Or 35 mm rail-mounting Type of coordination 2 IQ = 150 KA Also full fills type Of coordination 1 1NO+1NC (MSP) 1NO+1NC (contactor)

<b>product brand name</b>	SIRIUS
<b>product designation</b>	non-fused motor starter 3RA2
<b>design of the product</b>	direct starter
<b>manufacturer's article number</b>	
<ul style="list-style-type: none"> <li>of the supplied contactor</li> <li>of the supplied circuit-breakers</li> <li>of the supplied link module</li> </ul>	<a href="#">3RT2036-1AP60</a> <a href="#">3RV2032-4WA15</a> <a href="#">3RA2931-1AA00</a>
<b>General technical data</b>	
<b>size of the circuit-breaker</b>	S2
<b>size of load feeder</b>	S2
product extension auxiliary switch	Yes
insulation voltage with degree of pollution 3 at AC rated value	690 V
<b>degree of pollution</b>	3
<b>surge voltage resistance rated value</b>	6 kV
<b>shock resistance according to IEC 60068-2-27</b>	6g / 11 ms
mechanical service life (operating cycles) of contactor typical	10 000 000
<b>type of assignment</b>	2
<b>Ambient conditions</b>	
<b>ambient temperature</b>	
<ul style="list-style-type: none"> <li>during operation</li> <li>during storage</li> <li>during transport</li> </ul>	-20 ... +60 °C -50 ... +80 °C -55 ... +80 °C
<b>Main circuit</b>	
<b>number of poles for main current circuit</b>	3
<b>design of the switching contact</b>	electromechanical
<b>adjustable current response value current of the current-dependent overload release</b>	42 ... 52 A
<b>operating voltage</b>	
<ul style="list-style-type: none"> <li>rated value</li> <li>at AC-3 rated value maximum</li> </ul>	690 V 690 V
<b>operating frequency rated value</b>	50 ... 60 Hz
operational current at AC-3 at 400 V rated value	41 A
operating power at AC-3	
<ul style="list-style-type: none"> <li>at 400 V rated value</li> </ul>	22 000 W
<b>Control circuit/ Control</b>	
<b>control supply voltage at AC</b>	
<ul style="list-style-type: none"> <li>at 50 Hz rated value</li> <li>at 50 Hz rated value</li> <li>at 60 Hz rated value</li> <li>at 60 Hz rated value</li> </ul>	220 V 176 ... 242 V 240 V 192 ... 264 V
<b>apparent holding power of magnet coil at AC</b>	16 VA
<b>inductive power factor with the holding power of the coil</b>	0.37
<b>Auxiliary circuit</b>	
<b>number of NC contacts for auxiliary contacts</b>	2
<b>number of NO contacts for auxiliary contacts</b>	2
<b>Protective and monitoring functions</b>	
<b>trip class</b>	CLASS 10
<b>design of the overload release</b>	thermal (bimetallic)
response value current of instantaneous short-circuit trip unit	676 A

UL/CSA ratings		
<b>full-load current (FLA) for 3-phase AC motor</b>		
• at 480 V rated value	52 A	
• at 600 V rated value	52 A	
<b>yielded mechanical performance [hp]</b>		
• for single-phase AC motor		
— at 230 V rated value	10 hp	
• for 3-phase AC motor		
— at 200/208 V rated value	15 hp	
— at 220/230 V rated value	15 hp	
— at 460/480 V rated value	40 hp	
— at 575/600 V rated value	50 hp	
Short-circuit protection		
<b>product function short circuit protection</b>	Yes	
<b>design of the short-circuit trip</b>	magnetic	
<b>conditional short-circuit current (I<sub>q</sub>)</b>		
• at 400 V according to IEC 60947-4-1 rated value	150 000 A	
Installation/ mounting/ dimensions		
<b>mounting position</b>	vertical	
<b>fastening method</b>	Snap-mounted to DIN rail or screw-mounted with additional push-in lug	
<b>height</b>	274 mm	
<b>width</b>	55 mm	
<b>depth</b>	150 mm	
<b>required spacing</b>		
• for grounded parts		
— forwards	0 mm	
— backwards	0 mm	
— upwards	50 mm	
— at the side	10 mm	
— downwards	10 mm	
• for live parts		
— forwards	0 mm	
— backwards	0 mm	
— upwards	50 mm	
— downwards	10 mm	
— at the side	10 mm	
Connections/ Terminals		
type of electrical connection for main current circuit	screw-type terminals	
type of connectable conductor cross-sections for main contacts stranded	1 ... 50 mm <sup>2</sup> , 2x (1 ... 25 mm <sup>2</sup> )	
connectable conductor cross-section for main contacts finely stranded with core end processing	1 ... 35 mm <sup>2</sup>	
Safety related data		
B10 value with high demand rate according to SN 31920	1 000 000	
proportion of dangerous failures with high demand rate according to SN 31920	73 %	
<b>protection class IP on the front according to IEC 60529</b>	IP20	
<b>touch protection on the front according to IEC 60529</b>	finger-safe, for vertical contact from the front	
Certificates/ approvals		
General Product Approval	For use in hazardous locations	Declaration of Conformity

[Confirmation](#)






Test Certificates

Marine / Shipping

[Special Test Certificate](#)

[Type Test Certificates/Test Report](#)



Marine / Shipping	other	Railway	Dangerous Good		
 RINA	 RMRS	 DNV GL	<a href="#">Confirmation</a>	<a href="#">Vibration and Shock</a>	<a href="#">Transport Information</a>

#### Further information

Siemens has decided to exit the Russian market (see here).

<https://press.siemens.com/global/en/pressrelease/siemens-wind-down-russian-business>

Siemens is working on the renewal of the current EAC certificates.

Please contact your local Siemens office on the status of validity of the EAC certification if you intend to import or offer to supply these products to an EAC relevant market (other than the sanctioned EAEU member states Russia or Belarus).

Information on the packaging

<https://support.industry.siemens.com/cs/ww/en/view/109813875>

Information- and Downloadcenter (Catalogs, Brochures,...)

<https://www.siemens.com/ic10>

Industry Mall (Online ordering system)

<https://mall.industry.siemens.com/mall/en/en/Catalog/product?mlfb=3RA2155-4WA36-0AP6>

Cax online generator

<http://support.automation.siemens.com/WW/CAXorder/default.aspx?lang=en&mlfb=3RA2155-4WA36-0AP6>

Service&Support (Manuals, Certificates, Characteristics, FAQs,...)

<https://support.industry.siemens.com/cs/ww/en/ps/3RA2155-4WA36-0AP6>

Image database (product images, 2D dimension drawings, 3D models, device circuit diagrams, EPLAN macros, ...)

[http://www.automation.siemens.com/bilddb/cax\\_de.aspx?mlfb=3RA2155-4WA36-0AP6&lang=en](http://www.automation.siemens.com/bilddb/cax_de.aspx?mlfb=3RA2155-4WA36-0AP6&lang=en)

Characteristic: Tripping characteristics, I<sup>2</sup>t, Let-through current

<https://support.industry.siemens.com/cs/ww/en/ps/3RA2155-4WA36-0AP6/char>

Further characteristics (e.g. electrical endurance, switching frequency)

<http://www.automation.siemens.com/bilddb/index.aspx?view=Search&mlfb=3RA2155-4WA36-0AP6&objecttype=14&gridview=view1>

last modified:

12/15/2020 