


STTB 4-PE - Protective conductor double-level terminal block

3036039

<https://www.phoenixcontact.com/ca/products/3036039>

Please be informed that the data shown in this PDF document is generated from our online catalog. Please find the complete data in the user documentation. Our general terms of use for downloads are valid.



Protective conductor double-level terminal block, number of connections: 4, connection method: Spring-cage connection, 1st and 2nd level, cross section: $0.08 \text{ mm}^2 - 6 \text{ mm}^2$, mounting type: NS 35/7,5, NS 35/15, color: green-yellow

Your advantages

- Additional labeling options
- Low contact resistance
- Corrosion-free terminal points
- Green-yellow housing
- Tested for railway applications

Commercial data

Item number	3036039
Packing unit	50 pc
Minimum order quantity	50 pc
Sales key	BE02
Product key	BE2124
Catalog page	Page 230 (C-1-2019)
GTIN	4017918817299
Weight per piece (including packing)	20.81 g
Weight per piece (excluding packing)	19.49 g
Customs tariff number	85369010
Country of origin	DE

STTB 4-PE - Protective conductor double-level terminal block



3036039

<https://www.phoenixcontact.com/ca/products/3036039>

Technical data

Product properties

Product type	Ground terminal block
Area of application	Railway industry
	Machine building
	Plant engineering
	Process industry
Number of connections	4
Number of rows	2

Insulation characteristics

Overvoltage category	III
Degree of pollution	3

Electrical properties

Rated surge voltage	6 kV
Maximum power dissipation for nominal condition	1.02 W

Connection data

Grounding foot	Yes
Number of connections per level	2
Nominal cross section	4 mm ²

1st and 2nd level

Note	Please observe the current carrying capacity of the DIN rails.
Stripping length	8 mm ... 10 mm
Internal cylindrical gage	A4
Connection in acc. with standard	IEC 60947-7-2
Conductor cross section rigid	0.08 mm ² ... 6 mm ²
Cross section AWG	28 ... 12 (converted acc. to IEC)
Conductor cross section flexible	0.08 mm ² ... 4 mm ²
Conductor cross section, flexible [AWG]	28 ... 12 (converted acc. to IEC)
Conductor cross-section flexible (ferrule without plastic sleeve)	0.14 mm ² ... 4 mm ²
Flexible conductor cross section (ferrule with plastic sleeve)	0.14 mm ² ... 4 mm ²

Ex data

Rated data (ATEX/IECEx)

Identification	⊕ II 2 GD Ex eb IIC Gb
Operating temperature range	-60 °C ... 110 °C
Ex-certified accessories	3030462 D-STTB 4
	1204517 SZF 1-0,6X3,5
	3022276 CLIPFIX 35-5
	3022218 CLIPFIX 35

STTB 4-PE - Protective conductor double-level terminal block



3036039

<https://www.phoenixcontact.com/ca/products/3036039>

output	(Permanent)
--------	-------------

Ex connection data General

Nominal cross section	4 mm ²
Rated cross section AWG	12
Connection capacity rigid	0.08 mm ² ... 6 mm ²
Connection capacity AWG	28 ... 10
Connection capacity flexible	0.08 mm ² ... 4 mm ²
Connection capacity AWG	28 ... 12

Dimensions

Width	6.2 mm
End cover width	2.2 mm
Height	83.5 mm
Depth on NS 35/7,5	47.5 mm
Depth on NS 35/15	55 mm

Material specifications

Color	green-yellow
Flammability rating according to UL 94	V0
Insulating material group	I
Insulating material	PA
Static insulating material application in cold	-60 °C
Temperature index of insulation material (DIN EN 60216-1 (VDE 0304-21))	125 °C
Relative insulation material temperature index (Elec., UL 746 B)	130 °C
Fire protection for rail vehicles (DIN EN 45545-2) R22	HL 1 - HL 3
Fire protection for rail vehicles (DIN EN 45545-2) R23	HL 1 - HL 3
Fire protection for rail vehicles (DIN EN 45545-2) R24	HL 1 - HL 3
Fire protection for rail vehicles (DIN EN 45545-2) R26	HL 1 - HL 3
Calorimetric heat release NFPA 130 (ASTM E 1354)	27,5 MJ/kg
Surface flammability NFPA 130 (ASTM E 162)	passed
Specific optical density of smoke NFPA 130 (ASTM E 662)	passed
Smoke gas toxicity NFPA 130 (SMP 800C)	passed

Mechanical properties

Mechanical data

Open side panel	Yes
-----------------	-----

Environmental and real-life conditions

Oscillation/broadband noise

Specification	DIN EN 50155 (VDE 0115-200):2008-03
Spectrum	Service life test category 2, bogie-mounted
Frequency	f ₁ = 5 Hz to f ₂ = 250 Hz

STTB 4-PE - Protective conductor double-level terminal block



3036039

<https://www.phoenixcontact.com/ca/products/3036039>

ASD level	6.12 (m/s ²)/Hz
Acceleration	3.12g
Test duration per axis	5 h
Test directions	X-, Y- and Z-axis
Result	Test passed

Shocks

Specification	DIN EN 50155 (VDE 0115-200):2008-03
Pulse shape	Half-sine
Acceleration	30g
Shock duration	18 ms
Number of shocks per direction	3
Test directions	X-, Y- and Z-axis (pos. and neg.)
Result	Test passed

Ambient conditions

Ambient temperature (operation)	-60 °C ... 110 °C (Operating temperature range incl. self-heating; for max. short-term operating temperature, see RTI Elec.)
Ambient temperature (storage/transport)	-25 °C ... 60 °C (for a short time, not exceeding 24 h, -60 °C to +70 °C)
Ambient temperature (assembly)	-5 °C ... 70 °C
Ambient temperature (actuation)	-5 °C ... 70 °C
Permissible humidity (operation)	20 % ... 90 %
Permissible humidity (storage/transport)	30 % ... 70 %

Standards and regulations

Connection in acc. with standard	IEC 60947-7-2
----------------------------------	---------------

Mounting

Mounting type	NS 35/7,5
	NS 35/15

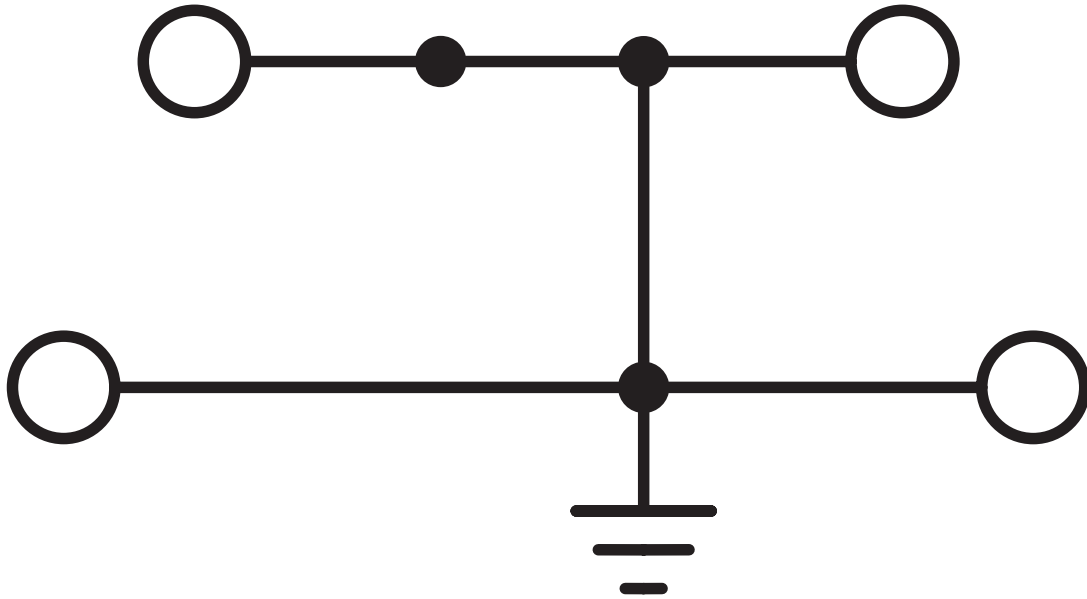
STTB 4-PE - Protective conductor double-level terminal block

3036039

<https://www.phoenixcontact.com/ca/products/3036039>

Drawings

Circuit diagram



STTB 4-PE - Protective conductor double-level terminal block




3036039


<https://www.phoenixcontact.com/ca/products/3036039>


Approvals


To download certificates, visit the product detail page: <https://www.phoenixcontact.com/ca/products/3036039>


 CSA Approval ID: 13631				
	Nominal voltage U_N	Nominal current I_N	Cross section AWG	Cross section mm^2
Use group B	-	-	20 - 10	-
Use group C	-	-	20 - 10	-
Use group D	-	-	20 - 10	-


 IECEE CB Scheme Approval ID: DE1-62971_M1				
---	--	--	--	--


 LR Approval ID: LR2014888TA				
---	--	--	--	--

 KR Approval ID: HMB17372-EL002				
--	--	--	--	--

 NK Approval ID: 09 ME 140				
---	--	--	--	--

 BV Approval ID: 13403/D0 BV				
---	--	--	--	--

 VDE Zeichengenehmigung Approval ID: 40010331				
	Nominal voltage U_N	Nominal current I_N	Cross section AWG	Cross section mm^2
	-	-	-	0.2 - 4

 cULus Recognized Approval ID: E60425				
	Nominal voltage U_N	Nominal current I_N	Cross section AWG	Cross section mm^2
Use group B	-	-	28 - 10	-
Use group C	-	-	-	-

STTB 4-PE - Protective conductor double-level terminal block



3036039

<https://www.phoenixcontact.com/ca/products/3036039>

-	-	28 - 10	-
---	---	---------	---

DNV

Approval ID: TAE00001CS



ATEX

Approval ID: KEMA00ATEX2129U



EAC Ex

Approval ID: RU C-DE.HA91.B.00066



IECEx

Approval ID: IECEx KEM 06.0050U



CCC

Approval ID: 2020322313000621



UKCA-EX

Approval ID: DEKRA 21UKEX0301U

STTB 4-PE - Protective conductor double-level terminal block



3036039

<https://www.phoenixcontact.com/ca/products/3036039>

Classifications

ECLASS

ECLASS-11.0	27141141
ECLASS-13.0	27250102

ETIM

ETIM 9.0	EC000901
----------	----------

UNSPSC

UNSPSC 21.0	39121400
-------------	----------

STTB 4-PE - Protective conductor double-level terminal block



3036039

<https://www.phoenixcontact.com/ca/products/3036039>

Environmental product compliance

EU RoHS

Fulfills EU RoHS substance requirements	Yes, No exemptions
---	--------------------

China RoHS

Environment friendly use period (EFUP)	EFUP-E
	No hazardous substances above the limits

EU REACH SVHC

REACH candidate substance (CAS No.)	No substance above 0.1 wt%
-------------------------------------	----------------------------

EF3.0 Climate Change

CO2e kg	0.16 kg CO2e
---------	--------------

Phoenix Contact 2024 © - all rights reserved
<https://www.phoenixcontact.com>

PHOENIX CONTACT Ltd
8240 Parkhill Drive
Milton, Ontario L9T 5V7
1-800-890-2820
cdinfo@phoenixcontact.ca