

# PSI-MOS-PROFIB/FO 660 T - FO converters



2708287

<https://www.phoenixcontact.com/pc/products/2708287>

Please be informed that the data shown in this PDF document is generated from our online catalog. Please find the complete data in the user documentation. Our general terms of use for downloads are valid.



FO converter with integrated optical diagnostics, alarm contact, for PROFIBUS up to 12 Mbps, T-coupler with two FO interfaces (FSMA), 660 nm, for polymer/PCF fiber cable

## Product description

The **PSI-MOS-PROFIB/FO...** devices convert copper-based PROFIBUS interfaces to fiber optics. The integrated optical diagnostics allow permanent monitoring of the FO paths during installation and also during operation. The floating switch contact is activated when the signal output on the fiber optic paths drops to a critical level. The **PSI-MOS-PROFIB/FO...** T T-couplers allow the interface to be converted for two **FO cables**. They can be used to create linear structures and ring structures for increased system availability.

## Your advantages

- Can be combined with the PSI copper repeater in a modular way using DIN rail connectors
- Supply voltage and data signals routed through the DIN rail connectors
- Connections can be plugged in via a COMBICON screw terminal block
- Automatic data rate detection or fixed data rate setting via DIP switches
- Redundant power supply
- High-quality electrical isolation between all interfaces (PROFIBUS // fiber optic ports // power supply // DIN rail connector)
- Approved for use in zone 2
- Integrated optical diagnostics for continuous monitoring of FO paths
- Intrinsically safe fiber optic interface (Ex op is) for direct connection to devices in zone 1
- Floating switch contact for advance warning of critical FO paths
- Suitable for all data rates up to 12 Mbps
- Bit retiming for any cascading depth
- Shipbuilding approval in accordance with DNV GL

## Commercial data

Item number	2708287
Packing unit	1 pc
Minimum order quantity	1 pc
Product key	DNC211
Catalog page	Page 431 (C-6-2019)
GTIN	4017918973988
Weight per piece (including packing)	263.1 g
Weight per piece (excluding packing)	191.38 g
Customs tariff number	85176200

# PSI-MOS-PROFIB/FO 660 T - FO converters



2708287

<https://www.phoenixcontact.com/pc/products/2708287>

Country of origin	DE
-------------------	----

## Technical data

### Notes

#### Utilization restriction

EMC note	EMC: class A product, see manufacturer's declaration in the download area
----------	---

#### Utilization restriction

CCCex note	Use in potentially explosive areas is not permitted in China.
------------	---

### Product properties

Product type	Media converter
MTTF	213 Years (SN 29500 standard, temperature 25°C, operating cycle 21%)
	150 Years (SN 29500 standard, temperature 40°C, operating cycle 34.25%)
	86 Years (SN 29500 standard, temperature 40°C, operating cycle 100%)
MTBF	201 Years (Telcordia standard, 25°C temperature, 21% operating cycle (5 days a week, 8 hours a day))
	42 Years (Telcordia standard, 40°C temperature, 34.25% operating cycle (5 days a week, 12 hours a day))

### Electrical properties

Electrical isolation	VCC // RS-485
Maximum power dissipation for nominal condition	2.4 W
Test voltage data interface/power supply	1.5 kV <sub>rms</sub> (50 Hz, 1 min.)

#### Supply

Supply voltage range	18 V DC ... 30 V DC (via pluggable COMBICON screw terminal block)
Nominal supply voltage	24 V DC (in acc. with UL)
Typical current consumption	100 mA (24 V DC)
Max. current consumption	130 mA
	≤ 2 A (For operation in a joining station, via the DIN rail connector)

### Output data

#### Switching

Output name	Relay output
Output description	Alarm output
Number of outputs	1
Maximum switching voltage	60 V DC (Resistive Load, General Load)
	30 V AC (Resistive load)
	42 V AC (peak, resistive load)
Limiting continuous current	0.46 A

## Connection data

### Supply

Connection method	COMBICON plug-in screw terminal block
Stripping length	7.00 mm
Tightening torque	0.56 Nm ... 0.79 Nm

## Interfaces

Bit distortion, input	± 35 % (permitted)
Bit distortion, output	< 6.25 %
Bit delay	< 1 bit (DIP 7 = OFF, standard operation)
	11 bit (DIP 7 = ON, redundancy operation)
Signal	PROFIBUS

### Data: optical FO

No. of channels	2
Transmit capacity, minimum	-3 dBm (980/1000 µm)
	-15.4 dBm (200/230 µm)
Transmission length incl. 3 dB system reserve	70 m (F-P 980/1000 230 dB/km with quick mounting connector)
	400 m (F-K 200/230 10 dB/km with quick mounting connector)
Transmission protocol	Protocol-transparent to the RS-485 interface
Connection method	F-SMA
Wavelength	660 nm
Minimum receiver sensitivity	-30 dBm
Maximum receiver sensitivity	-3 dBm (980/1000 µm)
Transmission medium	Polymer fiber
	PCF fiber

### Data: PROFIBUS acc. to IEC 61158, RS-485 2-wire, half duplex, automatic control

Serial transmission speed	≤ 12 Mbps
Connection method	D-SUB-9 female connector
Transmission length	≤ 1200 m (depending on the data rate, with shielded, twisted pair data cable)
Single conductor/terminal point, rigid	0.2 mm <sup>2</sup> ... 2.5 mm <sup>2</sup>
Single-wire/terminal point, flexible	0.2 mm <sup>2</sup> ... 2.5 mm <sup>2</sup>
Max. AWG conductor cross section, flexible	14
Min. AWG conductor cross section, flexible	24
Single-wire/terminal point, rigid AWG max.	14
Single-wire/terminal point, rigid AWG min.	24
Transmission medium	Copper
File format/coding	UART (11 Bit, NRZ)
Data direction switching	Automatic control
Output nominal voltage	5 V ±0.25 (50 mA)

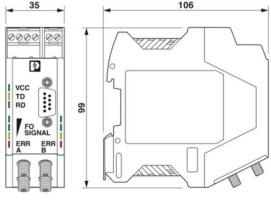
## Dimensions

# PSI-MOS-PROFIB/FO 660 T - FO converters



2708287

<https://www.phoenixcontact.com/pc/products/2708287>

Dimensional drawing	
Width	35 mm
Height	99 mm
Depth	106 mm

## Material specifications

Color (Housing)	green (RAL 6021)
Material Housing	PA 6.6-FR

## Cable/line

### FO cable

Fiber types	980/1000 µm
	200/230 µm
	Polymer fiber
	PCF fiber

## Environmental and real-life conditions

### Ambient conditions

Degree of protection	IP20
Ambient temperature (operation)	-20 °C ... 60 °C
Ambient temperature (storage/transport)	-40 °C ... 85 °C
Altitude	≤ 5000 m (For restrictions, see the manufacturer's declaration for altitude operation)
	≤ 2000 m (Hazardous locations)
Permissible humidity (operation)	30 % ... 95 % (non-condensing)

## Approvals

### CE

Certificate	CE-compliant
-------------	--------------

### ATEX

Identification	Ⓜ II 3 G Ex nA nC IIC T4 Gc X
Note	Please follow the special installation instructions in the documentation!

### ATEX, FO interface

Identification	Ⓜ II (2) G [Ex op is Gb] IIC
	Ⓜ II (2) D [Ex op is Db] IIIC
Certificate	PTB 06 ATEX 2042 U

Note	Please follow the special installation instructions in the documentation!
------	---

#### UL, USA/Canada

Identification	Class I, Zone 2, AEx nc IIC T5
	Class I, Zone 2, Ex nC nL IIC T5 X
	Class I, Div. 2, Groups A, B, C, D

#### PROFIBUS interoperability

Note	Tested by independent PNO test laboratory (PN059-485-01)
------	--

#### ABB certification

Identification	Industrial <sup>IT</sup> enabled
Note	This certification is a trademark of ABB.

#### Corrosive gas test

Identification	ISA-S71.04-1985 G3 Harsh Group A
----------------	----------------------------------

#### Shipbuilding

Identification	DNV GL
----------------	--------

#### DNV GL data

Temperature	B
Humidity	A
Vibration	A
EMC	B
Enclosure	Required protection according to the Rules shall be provided upon installation on board

#### EMC data

Noise immunity	EN 61000-6-2:2005
Electromagnetic compatibility	Conformance with EMC Directive 2014/30/EU
Noise emission	EN 55011

#### Electrostatic discharge

Standards/regulations	EN 61000-4-2
-----------------------	--------------

#### Electrostatic discharge

Contact discharge	± 6 kV
Discharge in air	± 8 kV
Comments	Criterion B

#### Electromagnetic HF field

Standards/regulations	EN 61000-4-3
-----------------------	--------------

#### Electromagnetic HF field

Field intensity	10 V/m
Comments	Criterion A

#### Fast transients (burst)

# PSI-MOS-PROFIB/FO 660 T - FO converters



2708287

<https://www.phoenixcontact.com/pc/products/2708287>

Standards/regulations	EN 61000-4-4
-----------------------	--------------

## Fast transients (burst)

Input	± 2 kV
Signal	± 2 kV
Comments	Criterion B

## Surge current load (surge)

Standards/regulations	EN 61000-4-5
-----------------------	--------------

## Surge current load (surge)

Input	± 0.5 kV
Signal	± 1 kV
Comments	Criterion B

## Conducted interference

Standards/regulations	EN 61000-4-6
-----------------------	--------------

## Conducted interference

Comments	Criterion A
Voltage	10 V

## Emitted interference

Standards/regulations	EN 55011
Comments	Class A, industrial applications

## Criteria

Criterion A	Normal operating behavior within the specified limits.
Criterion B	Temporary impairment to operational behavior that is corrected by the device itself.

## Standards and regulations

Free from substances that could impair the application of coating	in accordance with VW-AUDI-Seat central standard P-VW 3.10.7 57 65 0
---	--

## Air clearances and creepage distances

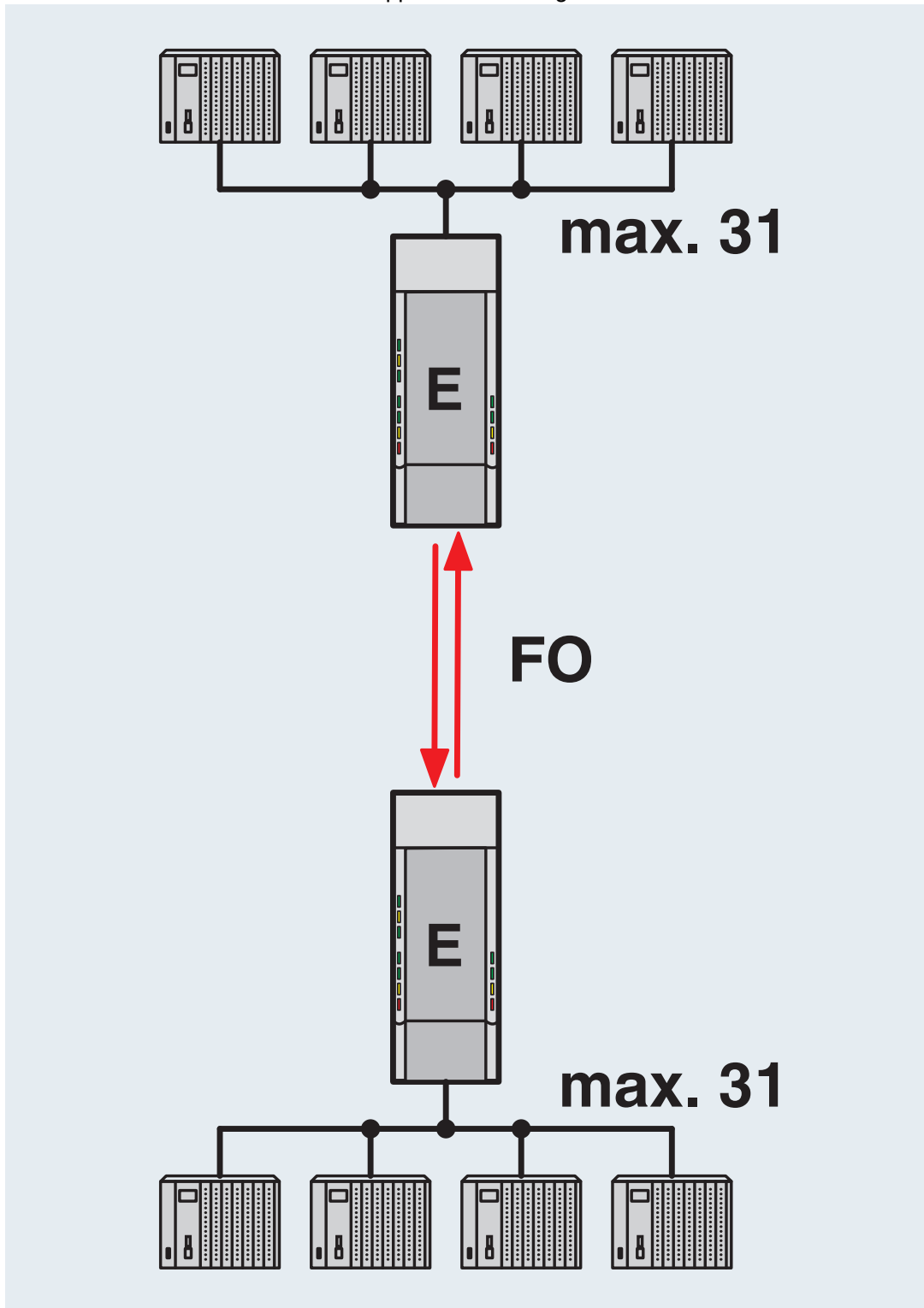
Standards/regulations	DIN EN 60664-1
	VDE 0110-1
	DIN EN 50178
	EN 60950

## Mounting

Mounting type	DIN rail mounting
---------------	-------------------

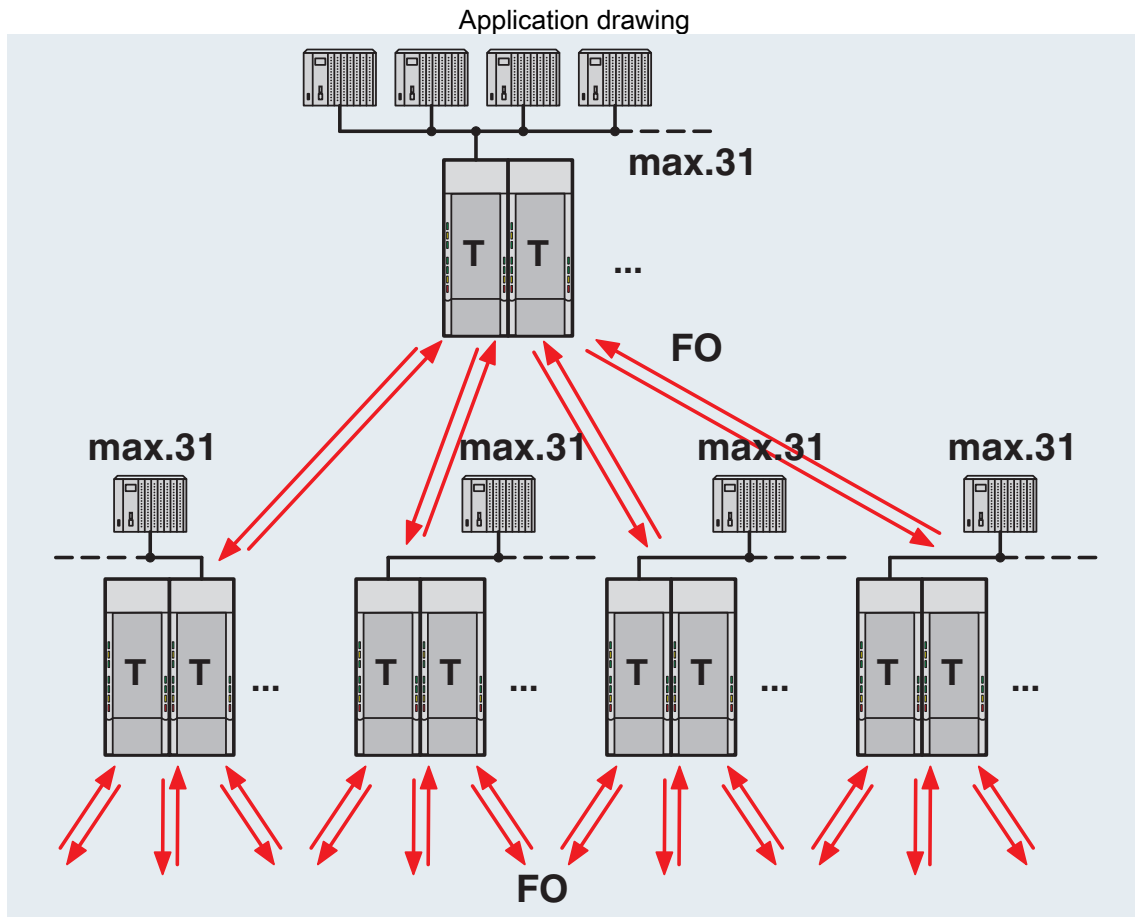
Drawings

Application drawing



Point-to-point connection



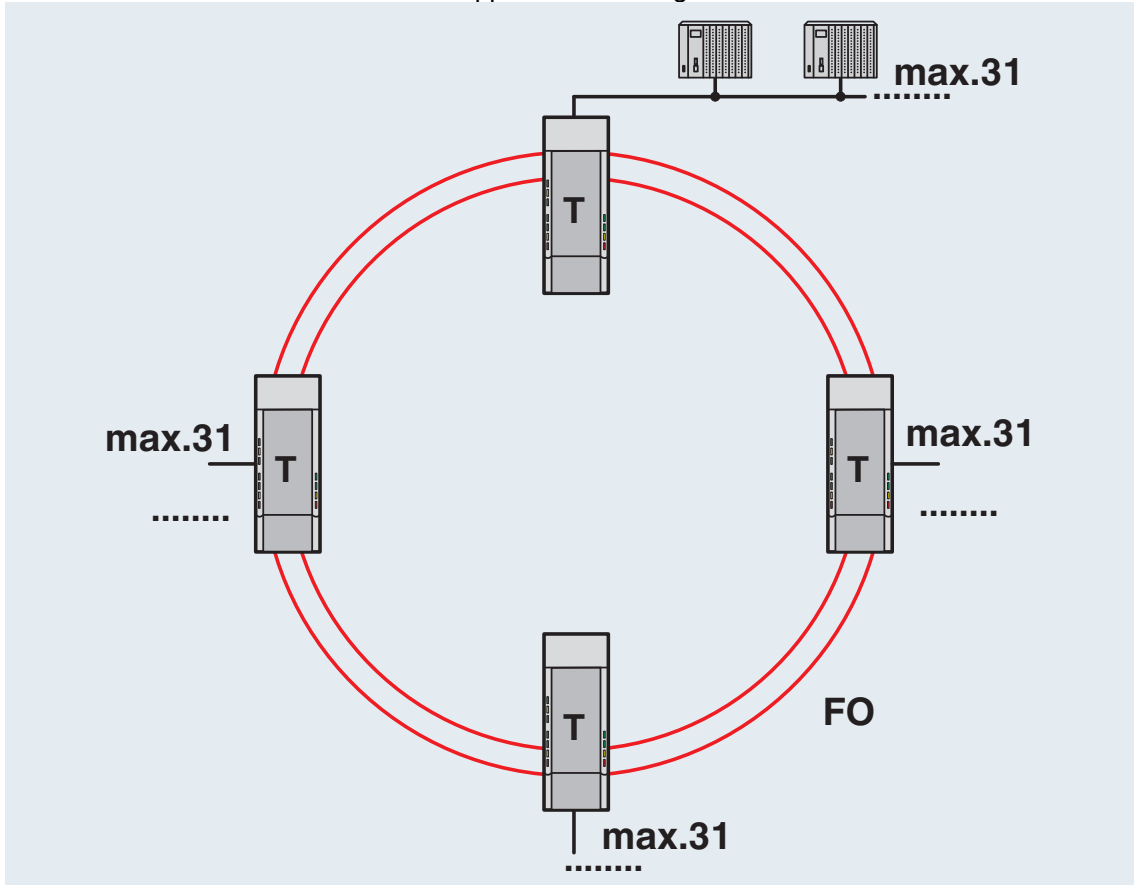


Tree structure

2708287

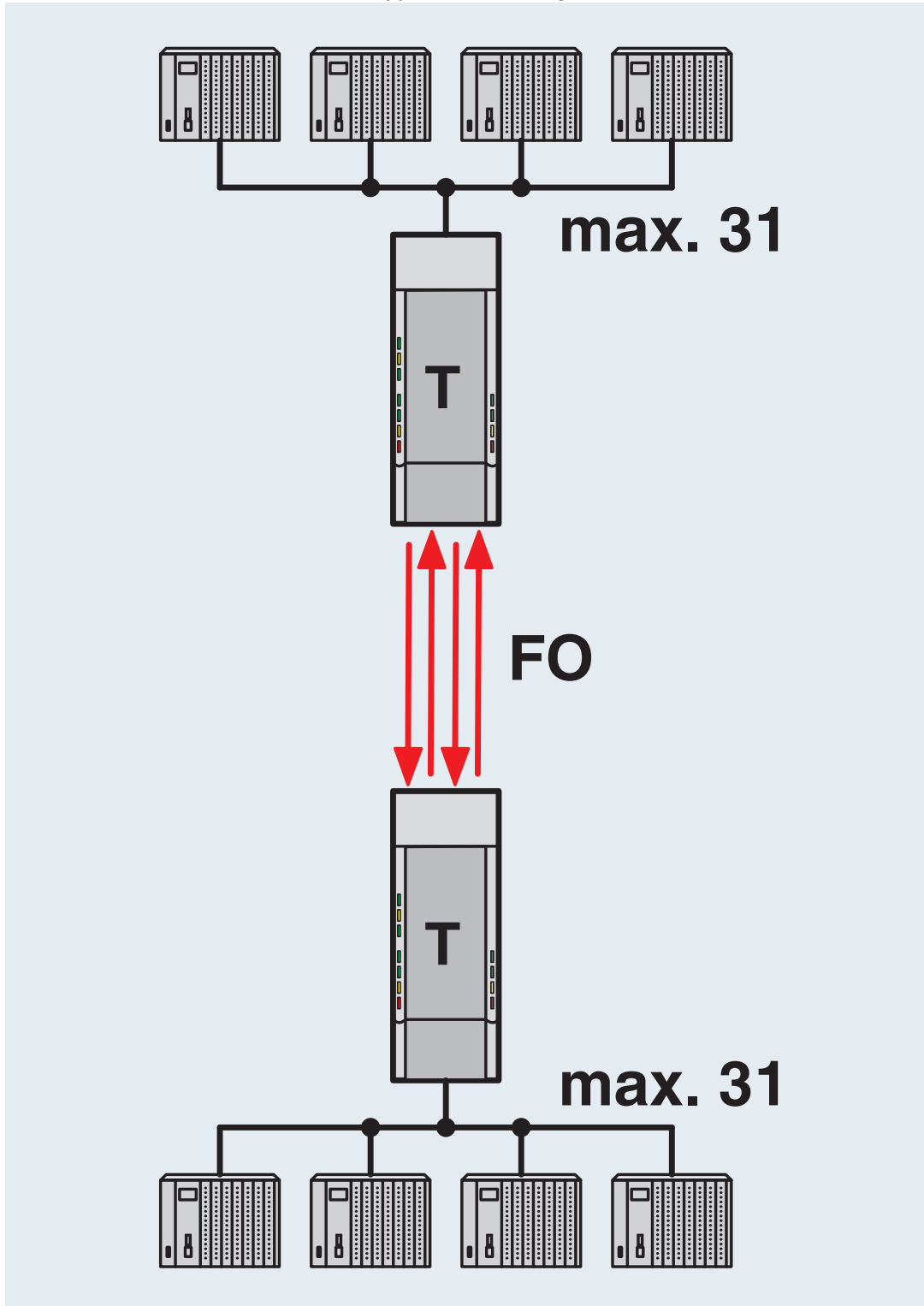
<https://www.phoenixcontact.com/pc/products/2708287>

Application drawing



Redundant FO ring

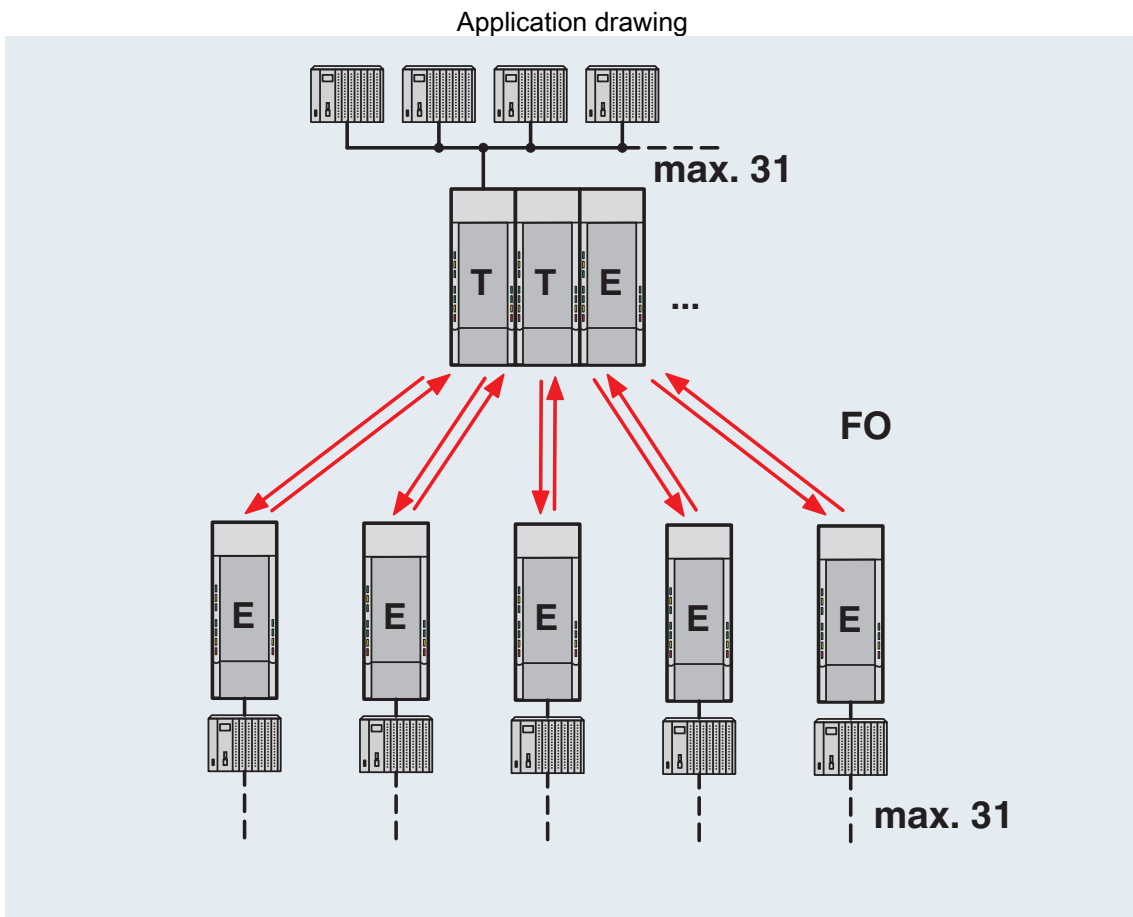
Application drawing



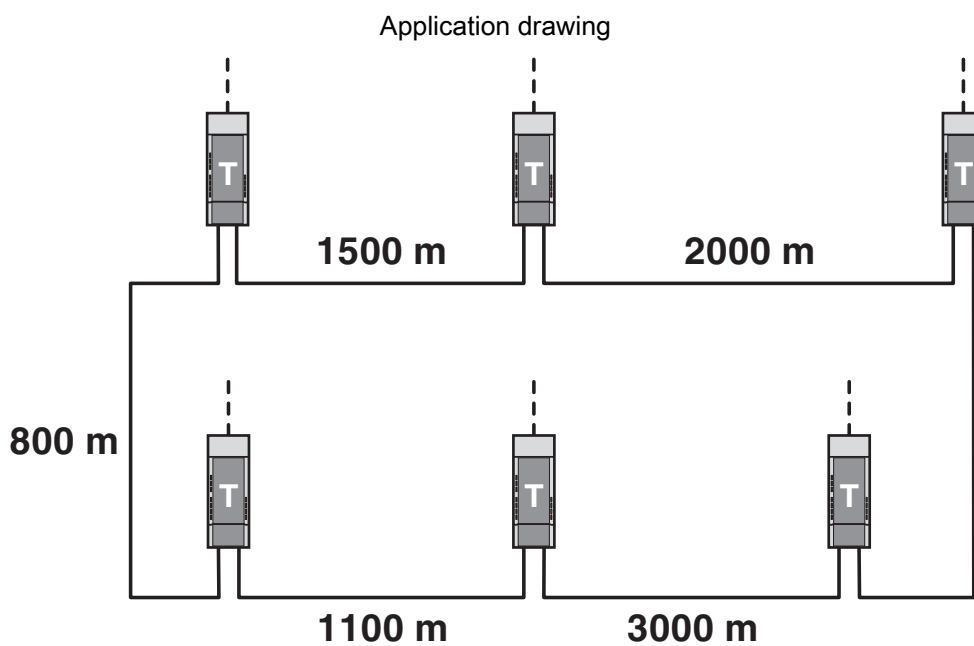
Redundant point-to-point connection

2708287

<https://www.phoenixcontact.com/pc/products/2708287>



Star structure



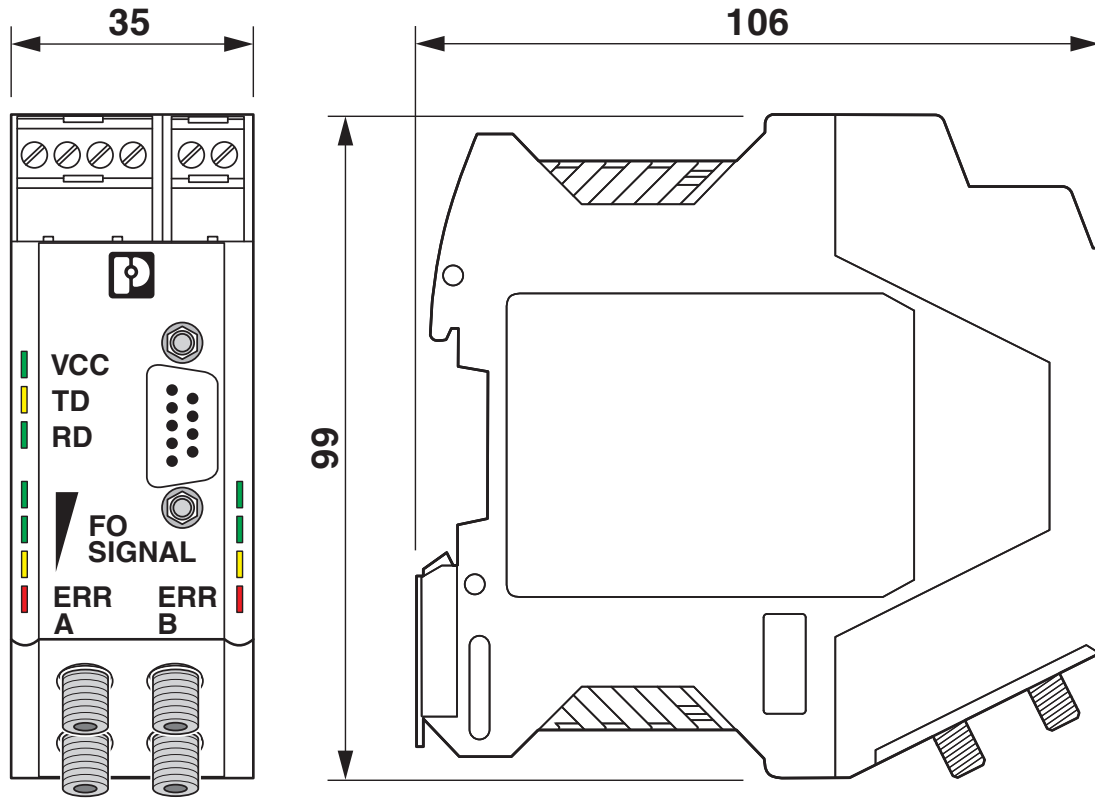
# PSI-MOS-PROFIB/FO 660 T - FO converters



2708287

<https://www.phoenixcontact.com/pc/products/2708287>

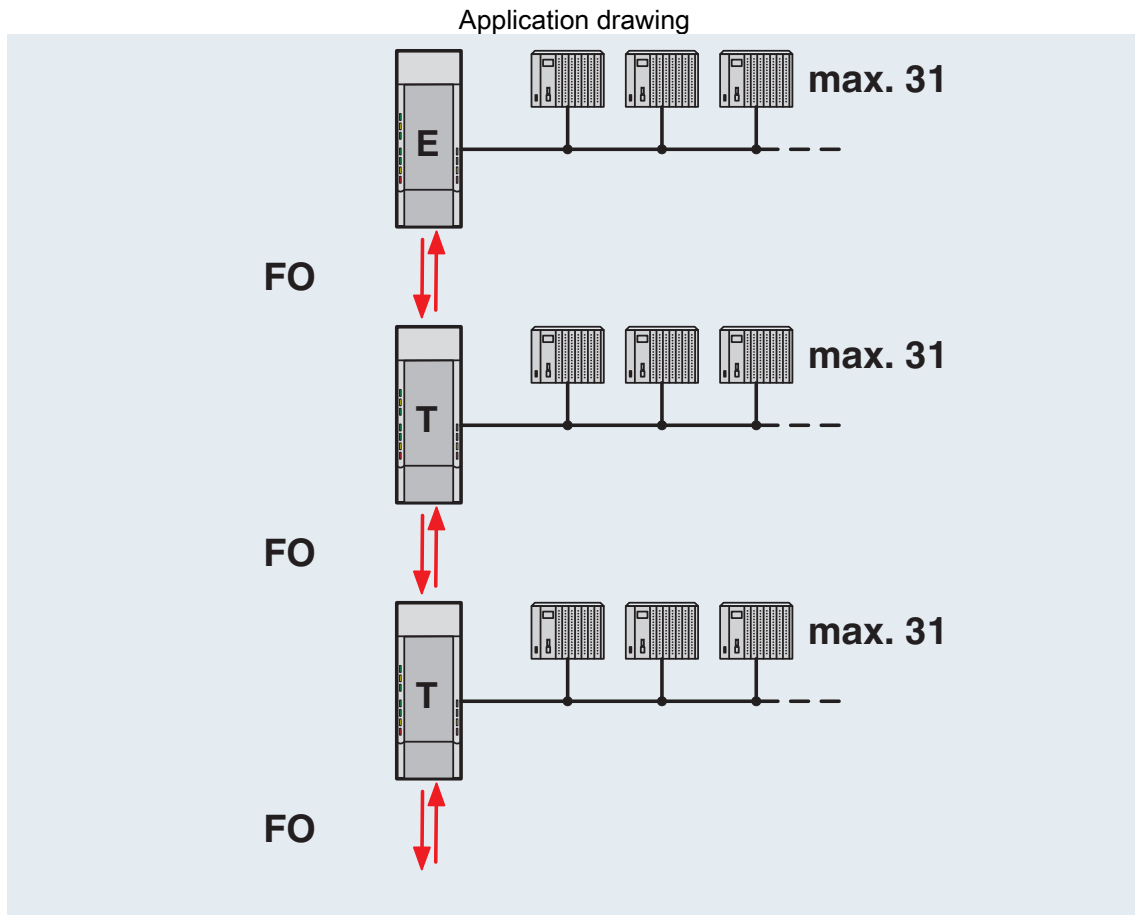
Dimensional drawing



# PSI-MOS-PROFIB/FO 660 T - FO converters

2708287

<https://www.phoenixcontact.com/pc/products/2708287>



Line structure

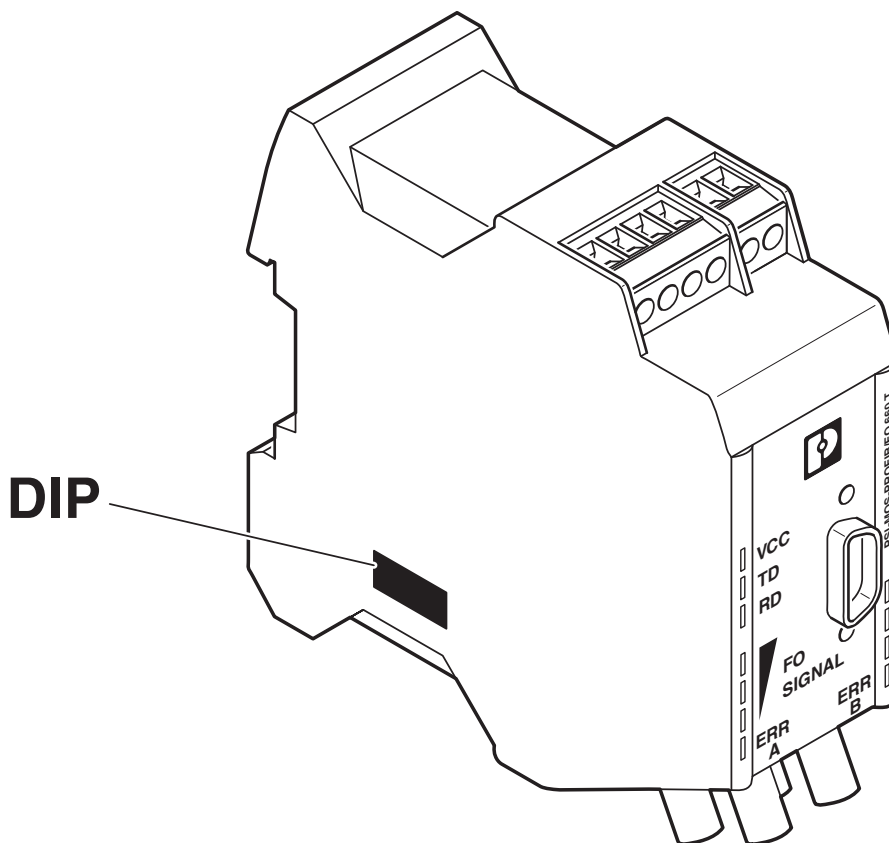
# PSI-MOS-PROFIB/FO 660 T - FO converters



2708287

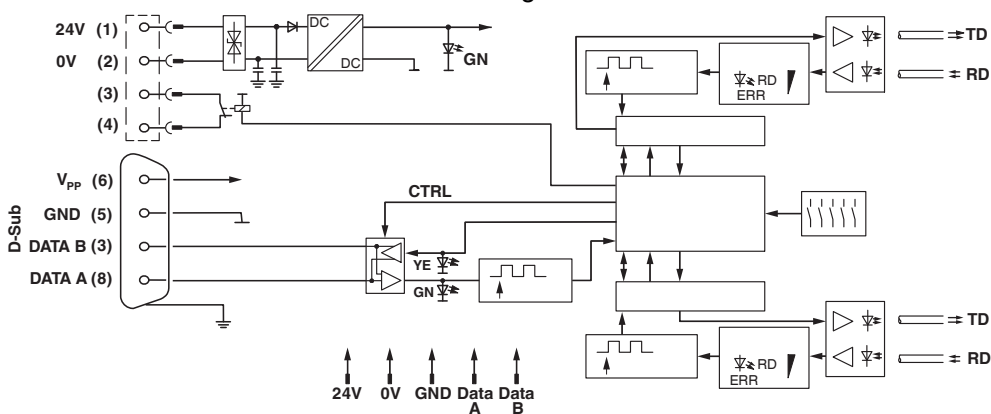
<https://www.phoenixcontact.com/pc/products/2708287>

Schematic diagram



DIP switches

Block diagram



\*) only with PSI-MOS.../FO...T

2708287

<https://www.phoenixcontact.com/pc/products/2708287>

## Approvals

To download certificates, visit the product detail page: <https://www.phoenixcontact.com/pc/products/2708287>



**cUL Recognized**  
Approval ID: FILE E 238705



**UL Recognized**  
Approval ID: FILE E 238705



**DNV GL**  
Approval ID: TAA00001KR

### UAE-RoHS

Approval ID: 23-02-63194



**ATEX**  
Approval ID: PTB 06 ATEX 2042U



**ATEX**  
Approval ID: PxCIF06ATEX2708261X



**cUL Listed**  
Approval ID: FILE E 199827



**UL Listed**  
Approval ID: FILE E 199827

**cULus Recognized**

**cULus Listed**



# PSI-MOS-PROFIB/FO 660 T - FO converters



2708287

<https://www.phoenixcontact.com/pc/products/2708287>

## Classifications

### ECLASS

ECLASS-11.0	19170411
ECLASS-12.0	19170411
ECLASS-13.0	19170411

### ETIM

ETIM 9.0	EC001467
----------	----------

### UNSPSC

UNSPSC 21.0	43201500
-------------	----------

# PSI-MOS-PROFIB/FO 660 T - FO converters



2708287

<https://www.phoenixcontact.com/pc/products/2708287>

## Environmental product compliance

REACH SVHC	Lead 7439-92-1
China RoHS	Environmentally Friendly Use Period = 50 years
	For information on hazardous substances, refer to the manufacturer's declaration available under "Downloads"

Phoenix Contact 2024 © - all rights reserved

<https://www.phoenixcontact.com>

PHOENIX CONTACT GmbH & Co. KG

Flachsmarktstraße 8

D-32825 Blomberg

+49 (0) 5235-3 00

[info@phoenixcontact.com](mailto:info@phoenixcontact.com)