

## NEMA Motor Data



Ordering data : **1LE2221-3AB21-6AA3**

Client order no. :  
Order no. :  
Offer no. :  
Remarks :

Item no. :  
Consignment no. :  
Project :

Nameplate Data	Mounting and motor protection
----------------	-------------------------------

Type	GP100 - NEMA Premium Efficiency		
HP	50.0	Rating	Cont.
Voltage	(16) 230/460V, STD	Ins. Class	Class F (Standard)
Amps	116.0 / 58.0 A	S.F.	1.15
FL RPM	1780	Amb. Temp.	40 deg C
FL Efficiency	94.5 %	Temp. Rise	Class B
FRAME	326T	kVA Code	G
DE AFBMA	60BC03JP30	NEMA Des	B
ODE AFBMA	50BC02JPP30	Mtr WT	668.01
60 Hertz	3 Ph      TEFC	IP	54

Type of construction	( A ) Foot mounted - End shield
Motor protection	(A) No winding protection
Terminal box design	(3) Mounting - F-1

Bearing Data		
--------------	--	--

	DE	ODE
Bearing Size	6312 Z C3 S0	6210 ZZ C3 S0
Bearing Type	Ball Bearing	Ball Bearing
AFBMA	60BC03JP30	50BC02JPP30

Typical Performance Data					
--------------------------	--	--	--	--	--

Load	No Load	1/2	3/4	Full Load	LRC
Efficiency		94.8 %	95.0 %	94.5 %	
Power Factor		72.0	81.0	85.0	
Current (A)	20.0 A	34.3 A	45.6 A	116.0 / 58.0	363.0 A
Inverter Duty	VT	20:1	CT	4:1	

Mechanical Data				
-----------------	--	--	--	--

SAFE STALL TIME	HOT (s)	22	COLD (s)	45
Rtr wt (lbs)	170.80	Rtr WK2	10.6	
FLT (lb-ft)	148.000	LRT	170	BDT 230
Ext Load Inertia (WK2) Capability	105.0 lb-ft <sup>2</sup>			

Typical Noise Data										
--------------------	--	--	--	--	--	--	--	--	--	--

A-weighted Sound	Octave Band Center Frequencies Hertz (Hz)									
Pressure Level	125	250	500	1000	2000	4000	8000	SPL	64	
at 3 feet	45	52	59	59	57	53	50	SPwrL	75	

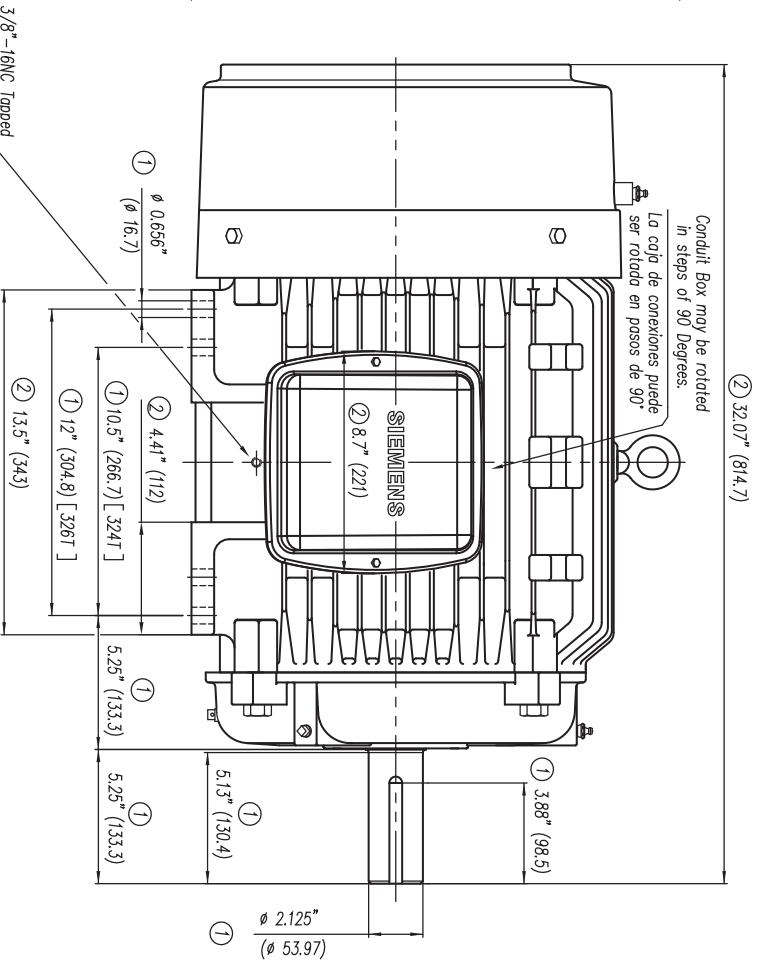
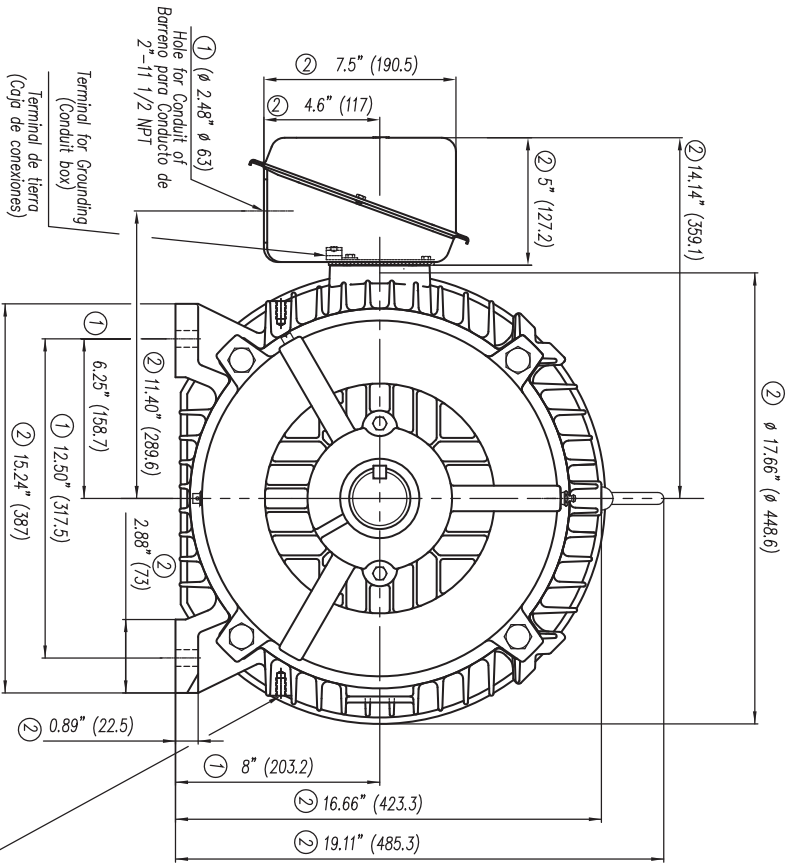
Wiring Connection Information					
-------------------------------	--	--	--	--	--

Description	3 PHASE - 9 LEAD - DELTA				
Voltage	L1	L2	L3	Connected together	
LOW	T1 T7 T6	T2 T8 T4	T3 T9 T5	-- -- --	
HIGH	T1	T2	T3	T4 T7-T5 T8-T6 T9	

Special design :
------------------

Lubrication Information	
-------------------------	--

Manufacturer	Mobil Polyrex EM or equal
Type	Polyurea (standard)
DE Capacity (oz.)	-/-
ODEnd Capacity (oz.)	-/-

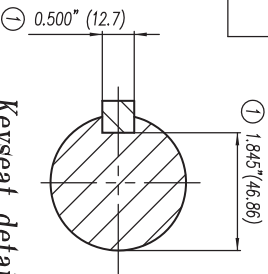


- ① Tolerances According to NEMA Std.
- ② All these dimensions corresponding to assemblies and castings shall have a tolerance as per DIN standard 1686-G1B 19.

- ① Tolerancias acorde a NEMA Std.
- ② Todos estas dimensiones correspondientes a ensambles y fundición en gruto, tendrán una tolerancia según DIN 1686-G1B-19.

**CERTIFIED PRINT / CERTIFICACION**

CUSTOMER/CLIENTE		SAP/PROYECTO CLIENTE	
PART/ORDER/ORDENAL		PARTS	
REV	REV	FRAME/ARM	REV
TYPE/IMP		PARTS	



Keyseat detail  
Detalle Cuñero

Tol. in mm, acc. to/Tol. en mm. según DIN-1686-G1B-19	
Over/desde To/hasta	± 4.5
18	± 4.7
30	± 5
50	± 5.5
80	± 6
120	± 6.5
180	± 7
250	± 7.5
315	± 8
400	± 8.5
500	± 9.5
630	± 10

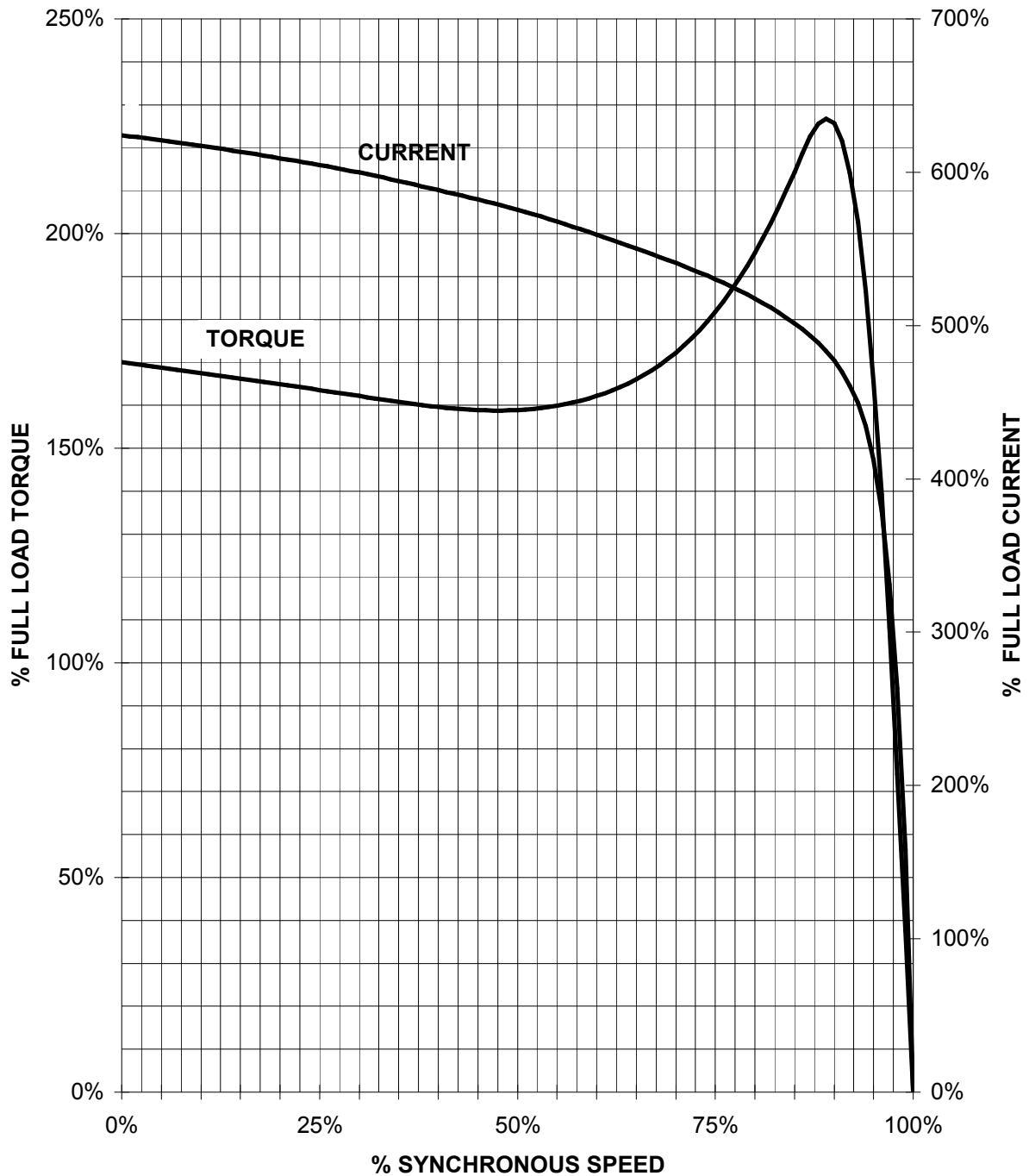
European Projection/Proyeccion Europea	Modific.
Dim. in inches/Dim. en pulg	
Date/fecha	Name/Nombre
08/04/10	A. Perez
Draw/Elab.	Check/Rev.
08/04/10	A. Real
Std/cld/Aut	

<b>SIEMENS</b>		Outline/Dimensiones Long Shaft/ Espiga Larga	Scale/ Escala W/O SIN
GUADALAJARA FACTORY			
Ref.	3MSE 720 1155	3MSE 720 1410	1/1
Rep/	580		
Type/ Tipo:	GP/100 mNP FRAME/ARM. 324/326T	2.8 Pol.	

# SIEMENS INDUSTRY, INC.

HP 50    VOLTS < 600V    RPM 1800    TYPE GP100  
HZ 60    PHASE 3    FRAME 326T    NEMA B

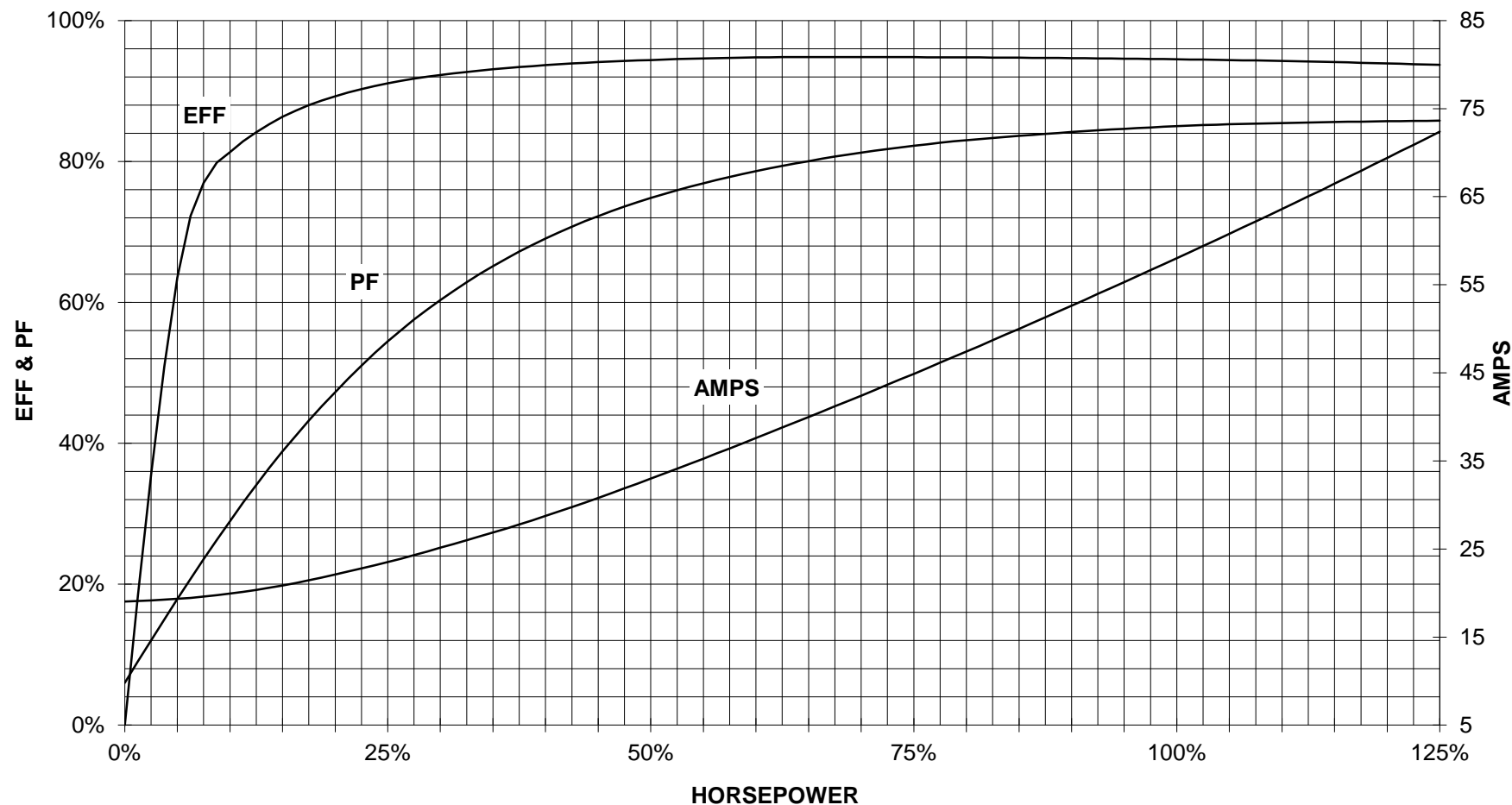
## TORQUE & CURRENT VS. SPEED



CUSTOMER: \_\_\_\_\_ ORDER#: \_\_\_\_\_

50 HP 1800 RPM 326T FRAME 460 VOLTS 3 PHASE NEMA DESIGN B

**SIEMENS INDUSTRY, INC.**  
**PERFORMANCE CURVE**  
**GP100**



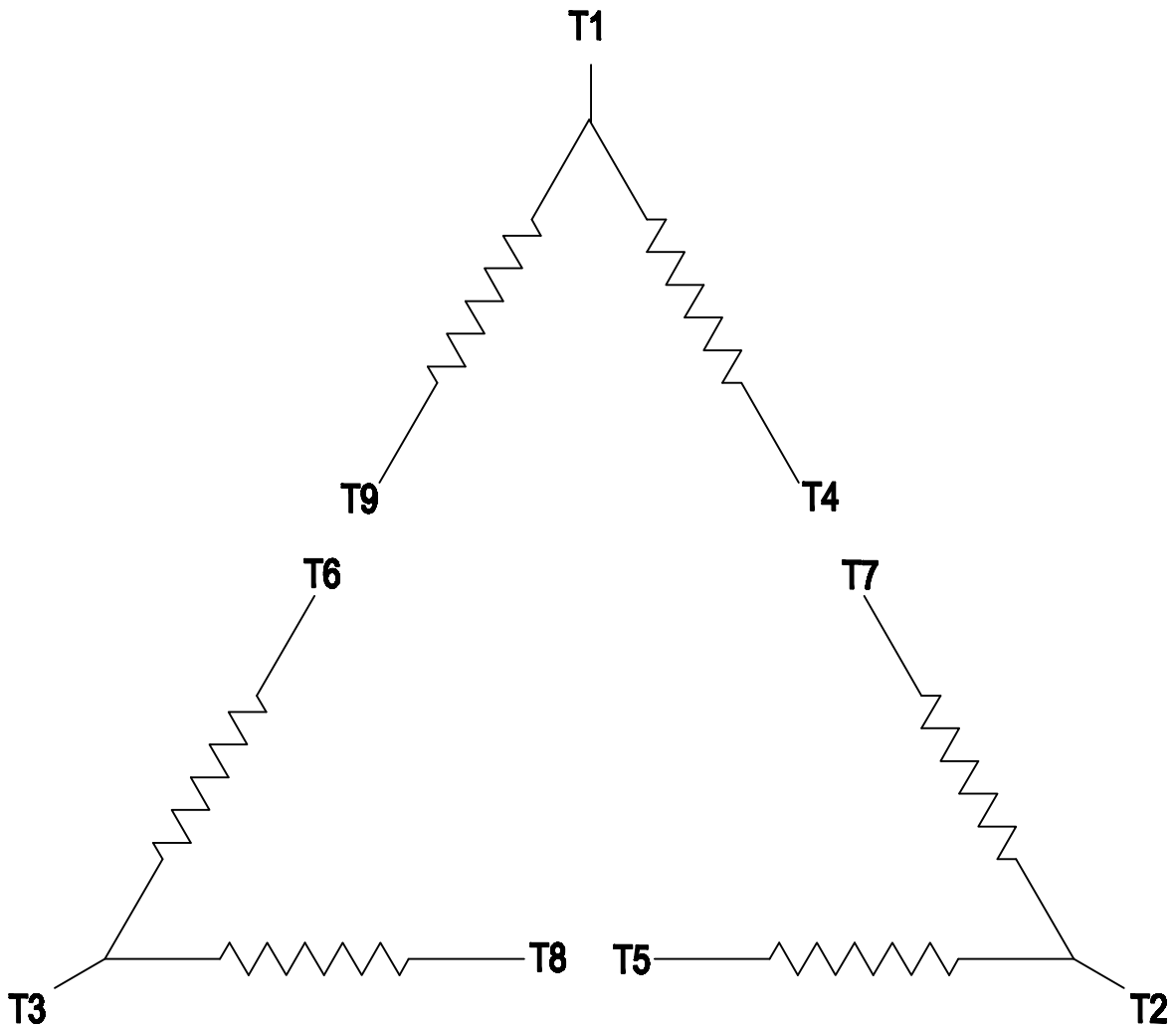
CUSTOMER \_\_\_\_\_ ORDER # \_\_\_\_\_ PO # \_\_\_\_\_

PERFORMANCE BASED ON DESIGN CALCULATIONS. SUBJECT TO CHANGE WITHOUT NOTICE.

REV. 1

2

1



**3 PHASE - 9 LEADS - DELTA**

VOLTS	LINES			CONNECTED TOGETHER	CONN.
	L1	L2	L3		
LOW	T1 T7 T6	T2 T8 T4	T3 T9 T5		△ △
HIGH	T1	T2	T3	T4 T7-T5 T8-T6 T9	△

THIS IS A CAD DRAWING  
DO NOT MAKE MANUAL CHANGES

01	09-27-07	TYPE		-CONFIDENTIAL-				PROPERTY OF Siemens Little Rock, AR	
FRAME		HP		NAME WIRING DIAGRAM					
VOLTS		RPM	HZ	PH 3		Customer			
DRAWN		9.24.07	DATE	JRH		PO #		SO #	
CHECKED		DATE		SHEET 1 OF 1		Sim. To		PART NO. 51-382-114-504	
APP		DATE						A	

2

1