

NEMA Motor Data



Ordering data : **1LE2221-2BA11-4EA3**

Client order no. :
Order no. :
Offer no. :
Remarks :

Item no. :
Consignment no. :
Project :

Nameplate Data	Mounting and motor protection
----------------	-------------------------------

Type	GP100 - NEMA Premium Efficiency		
HP	15.0	Rating	Cont.
Voltage	(14) 208-230/460V,	Ins. Class	Class F (Standard)
Amps	35.0 / 17.5 A	S.F.	1.15
FL RPM	3530	Amb. Temp.	40 deg C
FL Efficiency	91.0 %	Temp. Rise	Class B
FRAME	254TC	kVA Code	G
DE AFBMA	45BC02JPP30	NEMA Des	B
ODE AFBMA	45BC02JPP30	Mtr WT	257.94
60 Hertz	3 Ph TEFC	IP	35

Type of construction	(E) Foot mounted - C-Face
Motor protection	(A) No winding protection
Terminal box design	(3) Mounting - F-1

Bearing Data		
--------------	--	--

	DE	ODE
Bearing Size	6209 ZZ C3 S0	6209 ZZ C3 S0
Bearing Type	Ball Bearing	Ball Bearing
AFBMA	45BC02JPP30	45BC02JPP30

Typical Performance Data					
--------------------------	--	--	--	--	--

Load	No Load	1/2	3/4	Full Load	LRC
Efficiency		90.7 %	91.3 %	91.0 %	
Power Factor		80.6	87.4	88.2	
Current (A)	5.1 A	9.6 A	13.2 A	35.0 / 17.5	116.0 A
Inverter Duty	VT	20:1	CT	4:1	

Mechanical Data				
-----------------	--	--	--	--

SAFE STALL TIME	HOT (s)	24	COLD (s)	48
Rtr wt (lbs)	53.82	Rtr WK2	1.13	
FLT (lb-ft)	22.000	LRT	209	BDT 259
Ext Load Inertia (WK2) Capability	105.0 lb-ft ²			

Typical Noise Data									
--------------------	--	--	--	--	--	--	--	--	--

A-weighted Sound	Octave Band Center Frequencies Hertz (Hz)								
Pressure Level	125	250	500	1000	2000	4000	8000	SPL	83
at 3 feet	53	65	77	78	77	71	61	SPwrL	93

Wiring Connection Information					
-------------------------------	--	--	--	--	--

Description	3 PHASE - 9 LEAD - WYE				
Voltage	L1	L2	L3	Connected together	
LOW	T1 T7	T2 T8	T3 T9	T4 T5 T6 YY	
HIGH	T1	T2	T3	T4 T7-T5 T8-T6 T9 Y	

Special design :

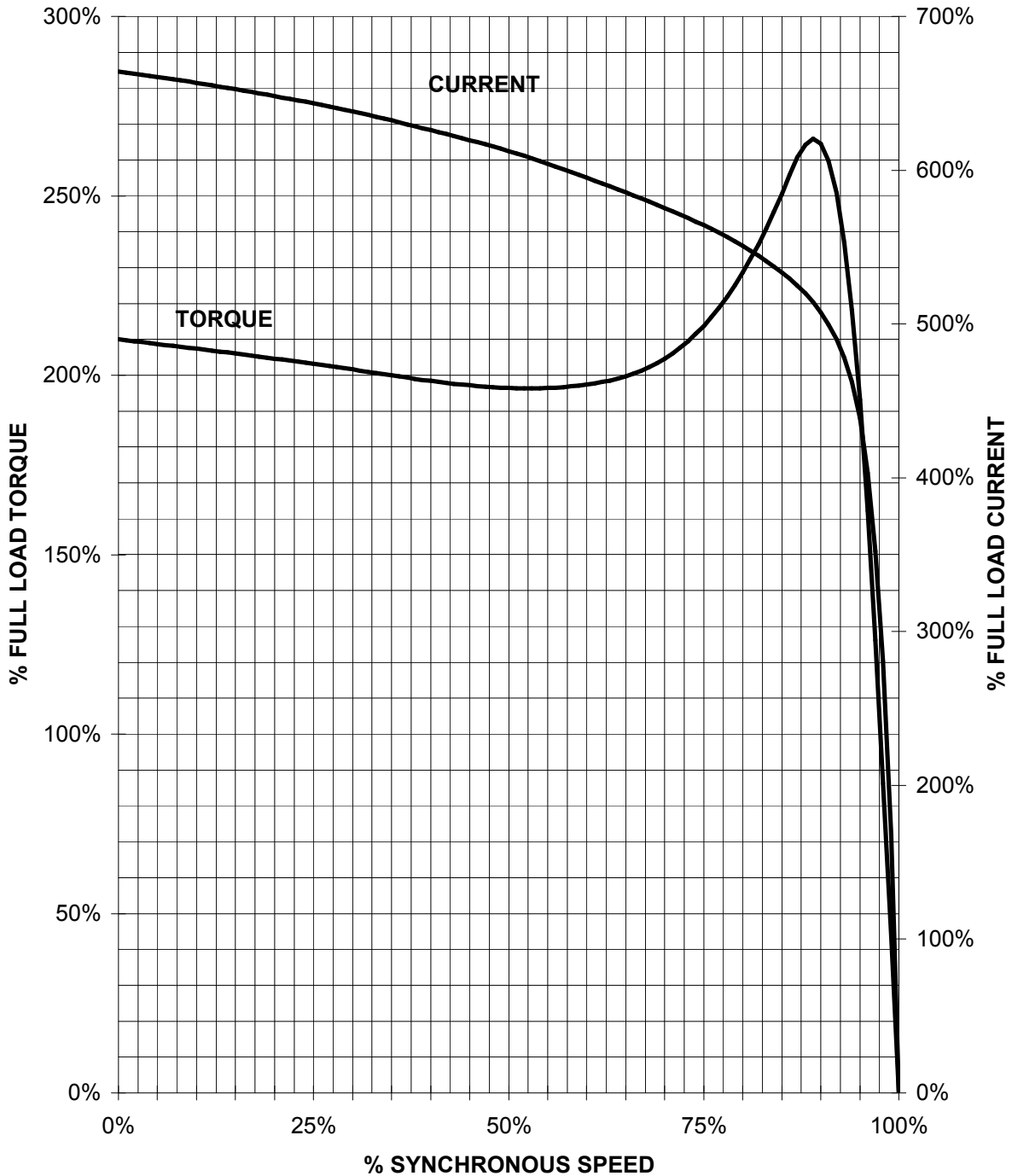
Lubrication Information	
-------------------------	--

Manufacturer	Mobil Polyrex EM or equal
Type	Polyurea (standard)
DE Capacity (oz.)	0.50
ODEnd Capacity (oz.)	0.50

SIEMENS INDUSTRY, INC.

HP 15 VOLTS < 600V RPM 3600 TYPE GP100
HZ 60 PHASE 3 FRAME 254T NEMA B

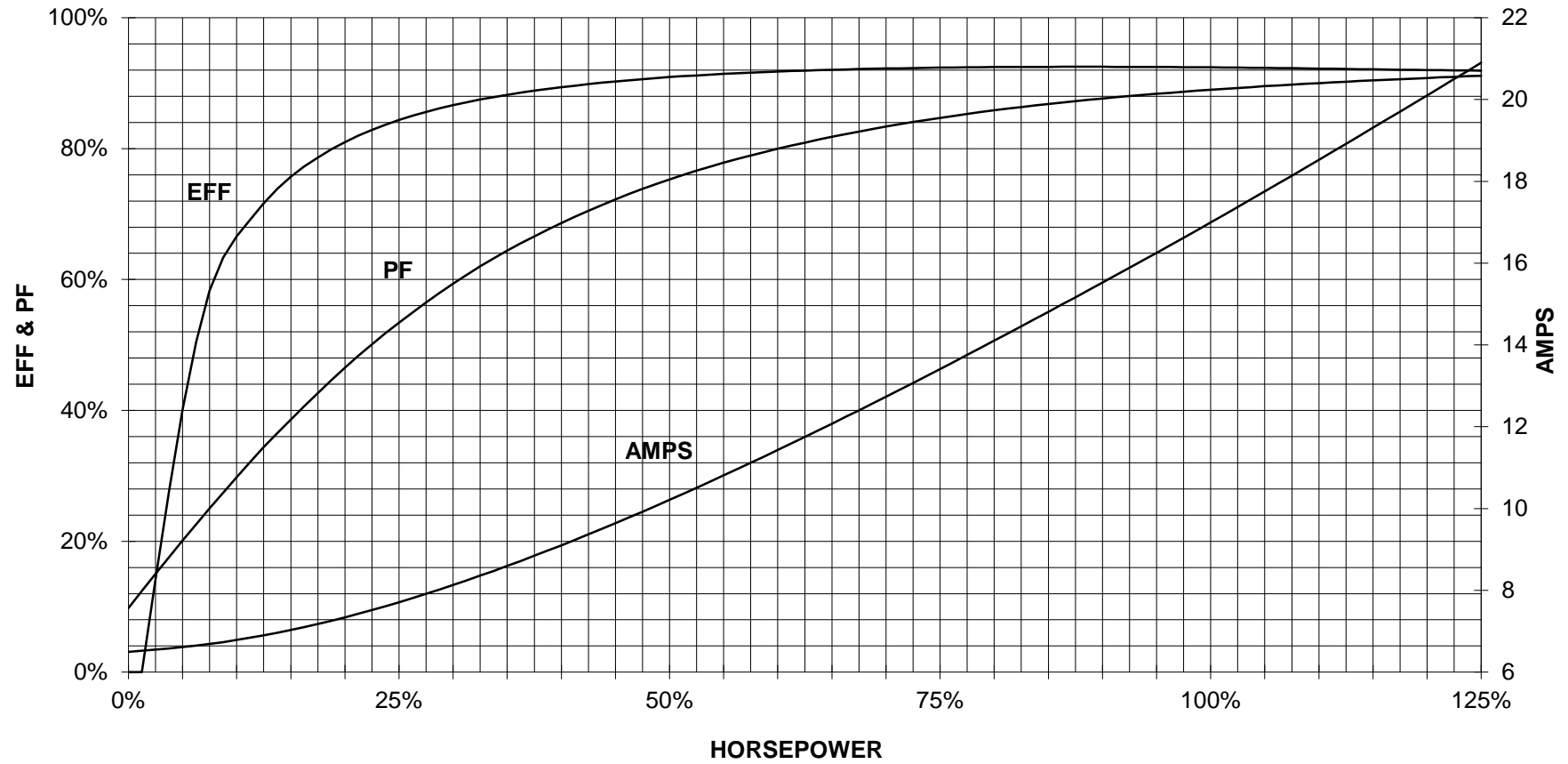
TORQUE & CURRENT VS. SPEED



CUSTOMER: _____ ORDER#: _____

15 HP 3600 RPM 254T FRAME 460 VOLTS 3 PHASE NEMA DESIGN B

SIEMENS INDUSTRY, INC.
PERFORMANCE CURVE
GP100



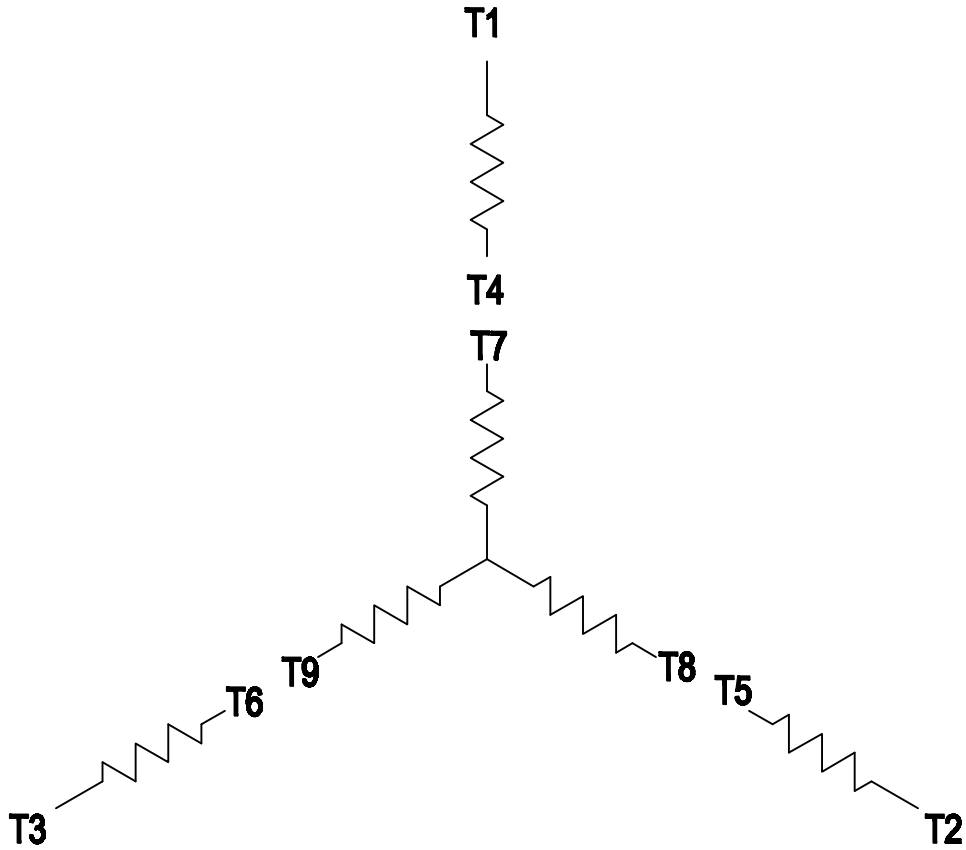
CUSTOMER _____ ORDER # _____ PO # _____

PERFORMANCE BASED ON DESIGN CALCULATIONS. SUBJECT TO CHANGE WITHOUT NOTICE.

REV. 1

3 PHASE - 9 LEADS - WYE

VOLTS	LINES			CONNECTED TOGETHER	CONN.
	L1	L2	L3		
LOW	T1 T7	T2 T8	T3 T9	T4 T5 T6	Y Y
HIGH	T1	T2	T3	T4 T7-T5 T8-T6 T9	Y



THIS IS A CAD DRAWING
DO NOT MAKE MANUAL CHANGES

01 | 09-27-07

TYPE

-CONFIDENTIAL-

PROPERTY OF

Siemens Energy & Automation, Inc.
Industrial Motor Division - Little Rock, AR

FRAME

HP

NAME

WIRING DIAGRAM

VOLTS

RPM

HZ

PH

3

Customer

PO #

SO #

DRAWN 9.24.07

DATE

JRH

CHECKED

DATE

APP

DATE

SHEET

1 OF 1

Sim. To

PART NO.

51-382-114-501

A