

# MSTB 2,5/12-GF-5,08 EX - PCB header



1795763

<https://www.phoenixcontact.com/pc/products/1795763>

Please be informed that the data shown in this PDF document is generated from our online catalog. Please find the complete data in the user documentation. Our general terms of use for downloads are valid.



PCB headers, nominal cross section: 2.5 mm<sup>2</sup>, color: green, nominal current: 12 A, contact surface: Tin, contact connection type: Pin, number of potentials: 12, number of rows: 1, number of positions: 12, number of connections: 12, product range: MSTB 2,5/..-GF-EX, pitch: 5.08 mm, mounting: Wave soldering, pin layout: Linear pinning, solder pin [P]: 3.23 mm, number of solder pins per potential: 1, plug-in system: COMBICON MSTB 2,5 EX, Pin connector pattern alignment: Standard, locking: Screw locking mechanism, mounting: Threaded flange, type of packaging: packed in cardboard

## Your advantages

- Maximum flexibility when it comes to device design – one header for connectors with different connection technologies
- Easy PCB replacement thanks to plug-in modules
- Well-known mounting principle allows worldwide use
- Satisfies the more stringent safety requirements of “Ex eb” protection according to IEC 60079-7 for potentially explosive areas

## Commercial data

Item number	1795763
Packing unit	50 pc
Minimum order quantity	1 pc
Product key	AACSHN
Catalog page	Page 374 (C-1-2013)
GTIN	4046356635967
Weight per piece (including packing)	5.687 g
Weight per piece (excluding packing)	5.05 g
Customs tariff number	85366930
Country of origin	DE

# MSTB 2,5/12-GF-5,08 EX - PCB header



1795763

<https://www.phoenixcontact.com/pc/products/1795763>

## Technical data

### Product properties

Product type	PCB headers
Product family	MSTB 2,5/..-GF-EX
Product line	COMBICON Connectors M
Type	Standard
Number of positions	12
Pitch	5.08 mm
Number of connections	12
Number of rows	1
Number of potentials	12
Mounting flange	Threaded flange
Pin layout	Linear pinning
Solder pins per potential	1

### Electrical properties

Nominal current $I_N$	12 A
Nominal voltage $U_N$	176 V
Rated current / conductor cross section	12 A/2.5 mm <sup>2</sup>
Degree of pollution	3

### Ex data

#### Ex approval

Identification	0344® II 2GD / Ex eb IIC Gb
EU-type examination certificate	KEMA 10ATEX0196 U
IECEx certificate	IECEx KEM 10.0093U

### Mounting

Mounting type	Wave soldering
Pin layout	Linear pinning

#### Flange

Tightening torque	0.3 Nm
-------------------	--------

#### Attachment on the PCB

Tightening torque	0.3 Nm
Screw	Sheet metal screw ISO 1481-ST 2,2x6,5 C or ISO 7049-ST 2,2x6,5 C

### Material specifications

#### Material data - contact

Note	WEEE/RoHS-compliant, free of whiskers according to IEC 60068-2-82/JEDEC JESD 201
------	--

# MSTB 2,5/12-GF-5,08 EX - PCB header

1795763

<https://www.phoenixcontact.com/pc/products/1795763>

Contact material	Cu alloy
Surface characteristics	Tin-plated
Metal surface contact area (top layer)	Tin (3 - 5 $\mu\text{m}$ Sn)
Metal surface contact area (middle layer)	Nickel (1.3 - 3 $\mu\text{m}$ Ni)
Metal surface soldering area (top layer)	Tin (3 - 5 $\mu\text{m}$ Sn)
Metal surface soldering area (middle layer)	Nickel (1.3 - 3 $\mu\text{m}$ Ni)

## Material data - housing

Color (Housing)	green (6021)
Insulating material	PA
Insulating material group	I
CTI according to IEC 60112	600
Flammability rating according to UL 94	V0
Glow wire flammability index GWFI according to EN 60695-2-12	850
Glow wire ignition temperature GWIT according to EN 60695-2-13	775
Temperature for the ball pressure test according to EN 60695-10-2	125 °C

## Notes

Notes on operation	In accordance with IEC 61984, COMBICON connectors have no switching power (COC). During designated use, they must not be plugged in or disconnected when carrying voltage or under load.
--------------------	--

## Dimensions

Dimensional drawing	
Pitch	5.08 mm
Width [w]	71.12 mm
Height [h]	11.8 mm
Length [l]	12 mm
Installed height	8.57 mm
Solder pin length [P]	3.23 mm
Pin dimensions	1 x 1 mm

## PCB design

Hole diameter	1.4 mm
---------------	--------

## Environmental and real-life conditions

### Ambient conditions

Ambient temperature (operation)	-60 °C ... 110 °C
Ambient temperature (storage/transport)	-40 °C ... 70 °C

# MSTB 2,5/12-GF-5,08 EX - PCB header



1795763

<https://www.phoenixcontact.com/pc/products/1795763>

Relative humidity (storage/transport)	30 % ... 70 %
Ambient temperature (assembly)	-5 °C ... 100 °C

## Packaging specifications

Type of packaging	packed in cardboard
-------------------	---------------------

# MSTB 2,5/12-GF-5,08 EX - PCB header





1795763


<https://www.phoenixcontact.com/pc/products/1795763>


## Approvals

To download certificates, visit the product detail page: <https://www.phoenixcontact.com/pc/products/1795763>

 <b>ATEX</b> Approval ID: KEMA 10ATEX0196 U				
	Nominal voltage $U_N$	Nominal current $I_N$	Cross section AWG	Cross section $\text{mm}^2$
	176 V	12 A	-	0.2 - 2.5

 <b>IECEX</b> Approval ID: IECEX KEM 10.0093U				
	Nominal voltage $U_N$	Nominal current $I_N$	Cross section AWG	Cross section $\text{mm}^2$
	176 V	12 A	-	0.2 - 2.5

 <b>EAC Ex</b> Approval ID: B.00065/19				
---	--	--	--	--

 <b>CCC</b> Approval ID: 2021122313114375				
---	--	--	--	--

# MSTB 2,5/12-GF-5,08 EX - PCB header



1795763

<https://www.phoenixcontact.com/pc/products/1795763>

## Classifications

### ECLASS

ECLASS-11.0	27460201
ECLASS-12.0	27460201
ECLASS-13.0	27460201

### ETIM

ETIM 9.0	EC002637
----------	----------

### UNSPSC

UNSPSC 21.0	39121400
-------------	----------

# MSTB 2,5/12-GF-5,08 EX - PCB header



1795763

<https://www.phoenixcontact.com/pc/products/1795763>

## Environmental product compliance

### EU RoHS

Fulfills EU RoHS substance requirements	Yes, No exemptions
---	--------------------

### China RoHS

Environment friendly use period (EFUP)	EFUP-E
	No hazardous substances above the limits

### EU REACH SVHC

REACH candidate substance (CAS No.)	No substance above 0.1 wt%
-------------------------------------	----------------------------

# MSTB 2,5/12-GF-5,08 EX - PCB header

1795763

<https://www.phoenixcontact.com/pc/products/1795763>

## Accessories

### CR-MSTB - Coding section

1734401

<https://www.phoenixcontact.com/pc/products/1734401>

Coding section, inserted into the recess in the header or the inverted plug, red insulating material



---

### MSTB-BL - Accessories

1755477

<https://www.phoenixcontact.com/pc/products/1755477>

Keying cap, for forming sections, plugs onto header pin, green insulating material





# MSTB 2,5/12-GF-5,08 EX - PCB header

1795763

<https://www.phoenixcontact.com/pc/products/1795763>

## SK 5,08/3,8:FORTL.ZAHLEN - Marker card

0804293

<https://www.phoenixcontact.com/pc/products/0804293>



Marker card, white, labeled, horizontal: consecutive numbers 1 ... 10, 11 ... 20, etc. up to 91 ... (99)100, mounting type: adhesive, for terminal block width: 5.08 mm, lettering field size: 5.08 x 3.8 mm

---

## SK 5,08/3,8:UNBEDRUCKT - Marker card

0805412

<https://www.phoenixcontact.com/pc/products/0805412>



Marker card, Sheet, white, unlabeled, can be labeled with: Marker pen: without print, mounting type: adhesive, for terminal block width: 5.08 mm, lettering field size: 5.08 x 3.8 mm, Number of individual labels: 120

# MSTB 2,5/12-GF-5,08 EX - PCB header

1795763

<https://www.phoenixcontact.com/pc/products/1795763>



## B-STIFT - Marker pen

1051993

<https://www.phoenixcontact.com/pc/products/1051993>



Marker pen, for manual labeling of unprinted Zack strips, smear-proof and waterproof, line thickness 0.5 mm

---

Phoenix Contact 2024 © - all rights reserved

<https://www.phoenixcontact.com>

PHOENIX CONTACT GmbH & Co. KG

Flachsmarktstraße 8

D-32825 Blomberg

+49 (0) 5235-3 00

[info@phoenixcontact.com](mailto:info@phoenixcontact.com)