

SSK 110 KER-EX - Feed-through terminal block



0502058

<https://www.phoenixcontact.com/ca/products/0502058>

Please be informed that the data shown in this PDF document is generated from our online catalog. Please find the complete data in the user documentation. Our general terms of use for downloads are valid.



Feed-through terminal block, connection method: screw connection, cross section: 0.5 mm² - 10 mm², 20 - 8 AWG, width: 8.4 mm, color: white, mounting type: NS 32, insulation material: ceramic

Your advantages

- Mounting on NS 32 G DIN rail
- Compact design
- Easy potential distribution thanks to chain bridging

Commercial data

Item number	0502058
Packing unit	50 pc
Minimum order quantity	50 pc
Sales key	BE01
Product key	BE1211
Catalog page	Page 542 (C-1-2019)
GTIN	4017918002510
Weight per piece (including packing)	28.78 g
Weight per piece (excluding packing)	26.08 g
Customs tariff number	85369010
Country of origin	DE

SSK 110 KER-EX - Feed-through terminal block



0502058

<https://www.phoenixcontact.com/ca/products/0502058>

Technical data

Product properties

Product type	High temperature terminal block
Number of connections	2
Number of rows	1
Potentials	1

Insulation characteristics

Overvoltage category	III
Degree of pollution	3

Electrical properties

Rated surge voltage	8 kV
Maximum power dissipation for nominal condition	1.31 W

Connection data

Number of connections per level	2
Nominal cross section	6 mm ²

Level 1 above 1 below 1

Screw thread	M4
Tightening torque	1.5 ... 1.8 Nm
Stripping length	10 mm
Internal cylindrical gage	A4
Connection in acc. with standard	IEC 60947-7-1
Conductor cross section rigid	0.5 mm ² ... 10 mm ²
Cross section AWG	20 ... 8 (converted acc. to IEC)
Conductor cross section flexible	0.5 mm ² ... 6 mm ²
Conductor cross section, flexible [AWG]	20 ... 10 (converted acc. to IEC)
Conductor cross-section flexible (ferrule without plastic sleeve)	0.5 mm ² ... 6 mm ²
Flexible conductor cross section (ferrule with plastic sleeve)	0.5 mm ² ... 4 mm ²
2 conductors with same cross section, solid	0.5 mm ² ... 2.5 mm ²
2 conductors with same cross section, flexible	0.5 mm ² ... 2.5 mm ²
2 conductors with same cross section, flexible, with ferrule without plastic sleeve	0.5 mm ² ... 2.5 mm ²
2 conductors with the same cross section, flexible, with TWIN ferrule with plastic sleeve	0.5 mm ² ... 2.5 mm ²
Nominal current	41 A
Maximum load current	57 A (with 10 mm ² conductor cross section)
Nominal voltage	800 V
Nominal cross section	6 mm ²

Ex data

SSK 110 KER-EX - Feed-through terminal block



0502058

<https://www.phoenixcontact.com/ca/products/0502058>

Rated data (ATEX/IECEX)

Identification	⊕ II 2 GD Ex eb IIC Gb
Operating temperature range	-60 °C ... 180 °C
Ex-certified accessories	0202060 D-SSK 110 KER 1201044 E/1
List of bridges	Chain bridge / KB- 8 / 0202206
Bridge data	49 A / 10 mm ²
Ex temperature increase	40 K (40.3 A / 6 mm ²)
Rated voltage	440 V
for bridging with bridge	440 V
Rated insulation voltage	400 V
output	(Permanent)

Ex level General

Rated current	36.5 A
Maximum load current	49 A
Contact resistance	0.74 mΩ

Ex connection data General

Torque range	1.5 Nm ... 1.8 Nm
Nominal cross section	6 mm ²
Rated cross section AWG	10
Connection capacity rigid	0.5 mm ² ... 10 mm ²
Connection capacity AWG	20 ... 8
Connection capacity flexible	0.5 mm ² ... 6 mm ²
Connection capacity AWG	20 ... 10

Dimensions

Width	8 mm
End cover width	4 mm
Height	38.4 mm
Depth	47.3 mm
Depth on NS 32	50.2 mm

Material specifications

Color	ivory
Material	Ceramics
Insulating material group	I
Relative insulation material temperature index (Elec., UL 746 B)	1000 °C

Electrical tests

Surge voltage test

Test voltage setpoint	9.8 kV
Result	Test passed

SSK 110 KER-EX - Feed-through terminal block



0502058

<https://www.phoenixcontact.com/ca/products/0502058>

Temperature-rise test

Requirement temperature-rise test	Increase in temperature ≤ 45 K
Result	Test passed
Short-time withstand current 6 mm ²	0.72 kA
Short-time withstand current 10 mm ²	1.2 kA
Result	Test passed

Power-frequency withstand voltage

Test voltage setpoint	2 kV
Result	Test passed

Mechanical properties

Mechanical data

Open side panel	Yes
-----------------	-----

Mechanical tests

Mechanical strength

Result	Test passed
--------	-------------

Attachment on the carrier

DIN rail/fixing support	NS 32
Test force setpoint	5 N
Result	Test passed

Test for conductor damage and slackening

Rotation speed	10 rpm
Revolutions	135
Conductor cross section/weight	0.5 mm ² / 0.3 kg
	6 mm ² / 1.4 kg
	10 mm ² / 2 kg
Result	Test passed

Environmental and real-life conditions

Ambient conditions

Ambient temperature (operation)	-60 °C ... 180 °C
Ambient temperature (storage/transport)	-25 °C ... 60 °C (for a short time, no longer than 24 h, -60°C to +70°C)
Ambient temperature (assembly)	-5 °C ... 70 °C
Ambient temperature (actuation)	-5 °C ... 70 °C
Permissible humidity (operation)	20 % ... 90 %
Permissible humidity (storage/transport)	30 % ... 70 %

Standards and regulations

Connection in acc. with standard	IEC 60947-7-1
----------------------------------	---------------

SSK 110 KER-EX - Feed-through terminal block



0502058

<https://www.phoenixcontact.com/ca/products/0502058>

Mounting

Mounting type	NS 32
---------------	-------

SSK 110 KER-EX - Feed-through terminal block



0502058

<https://www.phoenixcontact.com/ca/products/0502058>

Drawings

Circuit diagram



SSK 110 KER-EX - Feed-through terminal block





0502058


<https://www.phoenixcontact.com/ca/products/0502058>

Approvals


To download certificates, visit the product detail page: <https://www.phoenixcontact.com/ca/products/0502058>


 CSA Approval ID: 13631				
	Nominal voltage U_N	Nominal current I_N	Cross section AWG	Cross section mm^2
not as Ex approval	600 V	55 A	26 - 8	-


 ATEX Approval ID: KIWA17ATEX0022U				
	Nominal voltage U_N	Nominal current I_N	Cross section AWG	Cross section mm^2
	440 V	49 A	-	0.5 - 10
Only flexible conductors	440 V	36.5 A	-	0.5 - 6


 EAC Ex Approval ID: RU C-DE.HA91.B.00066				
--	--	--	--	--

 GL Approval ID: 98876-96 HH				
	Nominal voltage U_N	Nominal current I_N	Cross section AWG	Cross section mm^2
EEx e II part certificate	440 V	40 A	-	- 6

 IECEX Approval ID: IECEXKIWA17.0009U				
	Nominal voltage U_N	Nominal current I_N	Cross section AWG	Cross section mm^2
	440 V	49 A	-	0.5 - 10
Only flexible conductors	440 V	36.5 A	-	0.5 - 6

 CCC Approval ID: 2020322313000628				
---	--	--	--	--

 DNV GL-EX Approval ID: TAE00003K6				
	Nominal voltage U_N	Nominal current I_N	Cross section AWG	Cross section mm^2
EEx e II part certificate	440 V	32 A	-	- 2.5

 ATEX				
---	--	--	--	--

SSK 110 KER-EX - Feed-through terminal block



0502058

<https://www.phoenixcontact.com/ca/products/0502058>

Approval ID: KIWA17ATEX0022U

	Nominal voltage U_N	Nominal current I_N	Cross section AWG	Cross section mm^2
	440 V	64.5 A	-	-
Only flexible conductors	440 V	55 A	-	-



UKCA-EX

Approval ID: CSAE 22UKEX1188U

SSK 110 KER-EX - Feed-through terminal block



0502058

<https://www.phoenixcontact.com/ca/products/0502058>

Classifications

ECLASS

ECLASS-11.0	27141120
ECLASS-13.0	27250101

ETIM

ETIM 9.0	EC000897
----------	----------

UNSPSC

UNSPSC 21.0	39121400
-------------	----------

SSK 110 KER-EX - Feed-through terminal block



0502058

<https://www.phoenixcontact.com/ca/products/0502058>

Environmental product compliance

EU RoHS

Fulfills EU RoHS substance requirements	Yes, No exemptions
---	--------------------

China RoHS

Environment friendly use period (EFUP)	EFUP-E
	No hazardous substances above the limits

EU REACH SVHC

REACH candidate substance (CAS No.)	No substance above 0.1 wt%
-------------------------------------	----------------------------

Phoenix Contact 2024 © - all rights reserved
<https://www.phoenixcontact.com>

PHOENIX CONTACT Ltd
8240 Parkhill Drive
Milton, Ontario L9T 5V7
1-800-890-2820
cdinfo@phoenixcontact.ca